

Journal of Environmental Science and Economics

ISSN: 2832-6032

Vol. 2 No. 3 (2023)

Global Scientific Research

www.jescae.com

Journal of Environmental Science and Economics

Vol.2, No.3
September, 2023

Chief Editor	Dr. Hayat Khan
Edited by	Global Scientific Research
Published by	Global Scientific Research
Email	thejesae@gmail.com
Website	www.jescae.com
Journal Link:	https://www.jescae.com/index.php/jescae/about
DOI:	https://doi.org/10.56556/jescae.v2i3

CONTENTS

S.No	Title	Authors	Page
1	A review on the integrative approach for economic valuation of forest ecosystem services	Asif Raihan	1-18
2	The Geo-economics of U.S.-China Financial Relations: Challenges and Opportunities in a Global Context	Abdulgaffar Muhammad, Micah Ezekiel Elton Mike, Mohammed Bello Idris, Aisha Ahmad Ishaq, Igbinovia Osaretin B	19-35
3	A review of the global climate change impacts, adaptation strategies, and mitigation options in the socio-economic and environmental sectors	Asif Raihan	36-58
4	A literature review on the effect of environmental orientation on firm performance, mediating factor of green supply chain management and electronic transaction levy	Emmanuel Ampong Afoakwah, Hannah Kemevor	59-85
5	Examining the Implications of Climate Change and Adaptation Technologies on the Livelihood of Cocoa Farmers in Offinso Municipalities, Ghanas	Elias Megbetor, Solomon Boateng	86-108
6	Review on the Stock Investment in Malaysia in Overcoming the Inflation of the Malaysian Economy	Wee Win Yeoh	109-116

REVIEW ARTICLE

A review on the integrative approach for economic valuation of forest ecosystem services

Asif Raihan

Institute of Climate Change, Universiti Kebangsaan Malaysia, Bangi 43600, Selangor, Malaysia

*Corresponding author: Asif Raihan: asifraihan666@gmail.com, ORCID ID: 0000-0001-9757-9730

Received: 01 July, 2023, Accepted: 26 July, 2023, Published: 31 July, 2023

Abstract

Forests have the most biodiversity and provide vital ecosystem services. They offer numerous forest-related services, some of which can be commercialized. This improves social, cultural, health, and scientific life. Nonmarketable and intangible services are discounted because people think they're endless and free. Humans have changed the natural and social worlds through using resources and improving well-being. Public and private decision-makers often compete over natural capital. The loss of biodiversity, climate change, and global warming are interconnected with social development and ensuring an acceptable level of well-being for the majority of humanity, making it difficult for a single, individual approach to estimating the value of these goods and services to generate and support decisions and policies in these complex areas. The complexity of ecosystem products and services requires an integrated assessment with cutting-edge technologies and approaches using a pluralist framework of heterogeneous values. This evaluation should encompass costs and benefits of several ecosystem commodity and service applications. These usage' effects on economic, social, and cultural advancement are also crucial. The extensive and thorough enthrone of natural ecosystems can affect the amount and quality of ecosystem goods and services; thus, it is vital to quantify the complicated inverse effect from civilization to nature. Studies show that incorporating sustainability sciences approaches into an integrative assessment approach may be vital to environmental policy in the future.

Keywords: Forest; Ecosystem services; Economic valuation; Climate change; Policy

Introduction

Ecosystems perform several important functions for humanity, such as food production, climate regulation, and social and cultural support (Raihan et al., 2022a). Humans have altered ecosystems over time to better suit their wants and needs (Ali et al., 2022; Voumik et al., 2023). Both wealthy and developing nations face serious threats from climate change and biodiversity loss today (Raihan et al., 2022b; Isfat and Raihan, 2022; Raihan and Himu, 2023). If the world warms by more than 1.5 degrees Celsius, climate change will have disastrous effects on people and ecosystems, according to the Intergovernmental Panel on Climate Change (IPCC) (Raihan et al., 2022c). Because people's daily decisions will lead to continuous biodiversity loss and increased social costs, it is important to examine how human use and management of natural resources influences ecosystem resilience (Raihan, 2023a). A third of Earth's territory is covered by forests, and these forests provide a vast and renewable resource for ecosystem services (ESs) (Loomis et al., 2019; Raihan, 2023b). Since changes in land cover and land use are among the major drivers of forest area reduction, biodiversity loss, and land and water degradation, forests present

an extraordinary opportunity to mitigate climate change through carbon sequestration, soil stabilization, and natural disaster mitigation (Begum et al., 2020; Raihan et al., 2022d); forest conservation efforts (e.g., establishing protected areas) do not contradict territorial and regional development objectives (Loomis et al., 2019; Raihan, 2023c). For this reason, it's important to have everything in one place so that we can see how various services affect one another and how those in turn affect the growth of local communities. The creation of states of necessity (such as economic crises and social, political, and military conflicts) could further increase demand for the resources and ESs provided by forests (Raihan et al., 2021a). Cultural services (Raihan et al., 2021b) and sustainable tourist services (Loomis et al., 2019; Raihan et al., 2022e) are two examples of the less obvious benefits that woods bring to local communities. Some services should be viewed and evaluated in a precise correlative and integrative manner, while others should be evaluated independently, depending on the goals of the valuation of the ESs. The incorporation of cultural services into spatial planning has been the subject of a number of studies, which have all found that increasing stakeholder participation in the planning process is possible through the use of spatial mapping and the integration of data on habitat types, landscape features, and land-use methods with data on existing infrastructure, visitor numbers, and proximity to local communities (Vasiljevic and Gavrilovic, 2019; Raihan et al., 2023a).

ESs have been the subject of analysis in the context of bioeconomic strategy goals in recent studies. Given the effects of bioeconomy initiatives on ESs, there is a growing recognition that the two concepts must be tackled in tandem (D'Amato et al., 2020). Recent sustainable development initiatives have embraced the concept of a circular economy, which poses a challenge to the dominant linear behavioral model of "take-do-consume-throw" (Aarikka-Stenroos et al., 2021; Raihan and Tuspekova, 2022a) that results in excessive waste and inefficient use of natural resources. The new EU Forest Strategy (2021-2027) highlights the importance of sustainably managing EU forests to maximize their multifunctional potential and essential ESs. Natural capital (NC), ecosystem services (ESs), and the like are often discussed; nonetheless, it is crucial to incorporate notions and methodologies that give a palpable manifestation of their value into these discussions. Philosophical value, economic value, social value, aesthetic value, inheritance value (for future generations), altruistic value, egoistic value, biospheric value, or intangible and cultural value can all be assigned to NC and then calculated or estimated, depending on the ultimate purpose of the analysis and evaluation (Kim and Stepchenkova, 2020).

Previous studies have demonstrated that all things are useful in their own unique ways. Values attached to works of art might be financial, emotional, or both (Robinson, 2014). There is monetary worth and recreational value in landscapes, mountains, and woods. Great works of art, like beautiful natural landscapes, also have a value that cannot be reduced to monetary terms or other purely instrumental measures. While some may attribute worth to the aesthetic qualities of works of art and natural settings, others may disagree. Therefore, aesthetic value includes attractiveness (Robinson, 2014). The aesthetic worth of something is its potential to elicit a favorable emotional response (positive aesthetic value) or a negative emotional response (negative aesthetic value). Policy debates rarely give it much weight since it is considered as more subjective than other types of value (Robinson, 2014). Consider the intricate web that holds human aesthetic experience and the growth of environmentally responsible values together. It is possible to separate the use value of ESs, which comes from humans' direct and indirect use of them, from the nonuse value, which comes from the intrinsic value of ecosystems and their biodiversity (Nevzati et al., 2023) to better understand the value of ESs and how it relates to humans' welfare and well-being. The values of nonmarket ESs, deteriorating ESs, and biodiversity loss are not reflected in current macro-indicators like GDP, which measure values of products and services exchanged in the market. If environmental and social (ES) indicators were included in national accounts, not only could the economic development of a country be evaluated, but so could its impact on the environment and the lives of its citizens (Nevzati et al., 2023). Action 5 of the EU Biodiversity Strategy specifically requests that ESs be mapped, and assessment indicators be established by the year 2020 (Czcz et al., 2020).

It appears that the problem for value pluralism in forest ecosystems, which includes both direct and indirect benefits like health, education, equality, and governance, requires a holistic approach that makes use of the tools

and techniques created for ES valuation in the field of sustainability science (Raihan, 2023d). There are a lot of moving parts that need to be considered when assigning a monetary value to ESs. The worth of some of the many advantages provided by their resources is hard to put a price tag on. Values of ESs can be aggregated onto a single monetary scale through the use of cost-benefit analysis (Raihan and Said, 2022). But organizations from the public sector are heavily engaged in these activities. The World Bank's Wealth Accounting for the Value of Ecosystem Services (WAVES) is also a participant, as is the International Group for the Promotion of Biodiversity and Ecosystem Services (TEEB). The evaluation of ESs has gained the attention of national governments. The United Kingdom assesses multiple ESs as part of its national ecological review. "Develop and institutionalize policies to promote the consideration of ecosystem services... and, where appropriate, monetary or non-monetary values for those services" is the new directive for all executive branch departments and agencies in the United States (Raihan, 2023e). Therefore, thorough research combining biodiversity considerations with economic evaluations of ESs will provide decision-makers with a solid foundation upon which to promote public policies that support sustainable development in this sector. This paper's goal is to investigate the necessity of an integrative approach to valuing and measuring forest ESs by considering the numerous connections between ESs and the values they represent, as well as the difficulties people confront today.

The necessity of evaluating ecosystem services

Assets that help boost the efficiency of services supplied to people by NC include natural resources associated with production (such as timber, food, and energy resources) and services linked with protection (such as air quality). There are both positive and negative externalities associated with NC's exploitation (Raihan, 2023f). When one economic unit's actions have unintended consequences on the activities of other economic units or on the population as a whole, this is known as an externality in economics. Negative externalities, which harm other economic units and the surrounding community, can result from the establishment of a slaughterhouse, for example. Decision-makers are often forced to rely on cost-effectiveness assessments of different management options due to the difficulties of assessing total benefits or already demonstrated numerous advantages (Raihan et al., 2019). Most crucially, the perceived value of ecosystems has not accounted for all of the services provided by ecosystems, and these trade-offs occur across location, time, and social groupings. Wood and wood fuel account for less than one-third of the total economic value (TEV) of forests in the nations studied by Silvestro et al. (2021), who evaluated the monetary and nonmonetary values of forest ecosystems in eight Mediterranean countries. Recreational activities, fishing, protection given by the river network, and carbon sequestration accounted for between 25 and 96% of the TEV of the ecosystems examined.

The effects of biodiversity loss have been widely documented by scientists. Yellowstone National Park was established in 1872 as a result of efforts by a group of scientists (Yuan et al., 2023). The notion of ESs, or services supplied by nature to people, was created in the 1960s and 1970s (Balian et al., 2016), although the economic view that people's survival depends on natural resources, which are limited, dates back to the 18th century. Ecosystem conversion, habitat fragmentation, landscape alteration, anthropization of the natural environment over time, and biodiversity loss are all negative human impacts on ecosystems that have a knock-on effect on human well-being (Raihan et al., 2018; Raihan et al., 2022f).

Several United Nations issued papers highlight the significance of preserving and managing forest ESs in a sustainable manner. The 'Rio Forest Principles' from the 1992 UN Conference on Environment and Development; the UN Framework Convention on Climate Change (UNFCCC), which highlights the importance of forests in terms of the global greenhouse gas (GHG) balance; the Convention on Biological Diversity, which addresses forest biodiversity; the UN Forum on Forests (UNFF); the UN Convention to Combat Desertification (UNCCD); and the Paris Agreement (Raihan et al., 2022g).

The loss of biodiversity, changes in land use and spatial planning, climate change, the rise of circular and bio-economies, and the development of new public policies and strategies have all contributed to the rise of ESs as a major topic on the public agenda in recent years (Neill et al., 2020; Verkerk et al., 2020; Raihan and Tuspekova, 2022b). The development of a tool for measuring TEV is necessary to support political decision-making and to inform citizens and businesses about the benefits and costs inherent in projects, programs, and policies (Raihan et al., 2023b). There is a growing consensus that the economic value of ESs is necessary for the creation of effective public policies and strategies in spatial planning, land management, and other decision-making contexts (Bruno et al., 2023). Due to the fact that ES valuation can shift over time and across locations, from simple awareness-raising to in-depth analysis of different policy choices and scenarios, the value of ESs and biodiversity is determined by what societies are willing to offer in exchange for nature conservation. Kim et al. (2020) estimate that annual ES losses owing to land-use change ranged from \$4.3 to \$20.2 trillion between 1997 and 2011.

Ecosystem services and challenges

Conservation and restoration of natural habitats provide societal benefits such as clean air and water, flood management, and agricultural pollination, giving rise to the idea that nature and ESs are capital in recent decades (Raihan et al., 2023c). Taking into account the value of these benefits, it's possible that preserving forest ESs is necessary. Public discussions of ESs have struck a nerve. Some see the concept of ESs as a chance to factor in all the environmental benefits that the market has overlooked when making public and private decisions. The prospect of organizing payments for ESs in a way that assigns and respects property rights while also taming the market's power may seem just as appealing to some (Undheim, 2023) as it does to others.

Reducing emissions and taking steps to adjust to changing climate conditions are both necessary (Raihan and Tuspekova, 2022c; Voumik et al., 2022a; Sultana et al., 2023). By sequestering carbon dioxide (CO₂) and creating useful timber products, the forestry industry and the forest itself contribute significantly to climate change adaptation (Raihan et al., 2023d). In addition, the services they offer can help people prepare for the effects of climate change now and in the future (Raihan and Tuspekova, 2022d). Environmentally sustainable practices (ESs) contribute to resolving climate change and are also vulnerable to its effects (Raihan et al., 2023e; Raihan, 2023g). The ability of forests to offer vital ecosystem services in the decades to come may be compromised by climate change. It is currently unknown to what extent adaptations to forest management techniques are already in progress, but they are necessary to address this challenge (Sallmannshofer et al., 2023). Climate-Smart Forestry has the potential to greatly improve forests and the forestry sector, according to a study by the Environmental Finance Institute (EFI) (Nabuurs et al., 2018). Through the use of synergies with other forest-related demands, this strategy strives to increase the climate benefits of forests and the forestry sector. Reducing or eliminating greenhouse gas emissions to mitigate climate change is the first pillar (Raihan and Voumik, 2022a; Raihan, 2023h), while adapting forest management to build resilient forests and actively managing forests to sustainably increase productivity and provide all of the benefits that forests can offer are the second and third (Raihan and Tuspekova, 2022e). In 2021, the European Environmental Bureau warned that "the global material footprint is already beyond ecological limits, being over 100 billion tons per year and, if we continue 'business as usual,' is expected to double in the next 40 years." This group is an international nonprofit that brings together more than 160 civil society organizations from more than 35 European countries. The effects of overindulgence are substantial. 'Resource extraction and processing account for more than 90% of the global effect on biodiversity loss and water quality and roughly half of global climate change emissions,' the European Commission writes in the European Green Deal (Modarress et al., 2023).

Due to its environmental, social, cultural, and economic components, sustainable development is now a cross-disciplinary, international term (Raihan and Tuspekova, 2022f; Raihan, 2023i). Environmental, social, and economic goals can be reconciled through the implementation of a bioeconomy (Eversberg et al., 2023) that is currently being advocated both for politicians and enterprises. Degradation of the natural environment as a result

of human activity has had far-reaching effects on society and the economy, as well as spawned novel conceptual frameworks for the ways in which people interact with and depend on their surroundings (Raihan, 2023j). As the term "bioeconomy" becomes increasingly commonplace in the scientific literature, three key goals are emerging: resource management, biotechnology, and agroecology (D'Amato et al., 2020). Despite the diversity of the publications and the novelty of the methods employed, a review of 45 documents and articles conducted in 2020 revealed that eight topics predominated: (a) the technical and economic feasibility of biomass extraction and use; (b) frames and tools; (d) the sustainability of biology-based processes, products, and services; (e) the ecological sustainability of a bioeconomy; and (f) the governance of a bioeconomy. Despite the fact that bioeconomy and NC both present new interdisciplinary frameworks for environmental sustainability by combining economics and the natural sciences, they are rarely used in tandem (Neill et al., 2020; Raihan, 2023k). With a circular economy in place, technological and productive tasks won't drain ecological systems to the point of exhaustion (Raihan and Tuspekova, 2023a). That's reflected in the greener outcomes of the circular economy. For instance, a circular economy would result in fewer greenhouse gas emissions, cleaner air, water, and soil, and the protection of natural reserves (D'Amato et al., 2019; Raihan et al., 2022h; Subbarao et al., 2023). Services and goods from forest ecosystems include timber, pollination, and potable water. These services will be exhausted in a linear economy due to the unsustainable consumption of natural resources and the emission of toxic byproducts from industrial activities (D'Amato et al., 2019; Raihan and Tuspekova, 2022g). The soil, air, and water will continue to be resilient and productive if the products extracted from an ecosystem are used in a rational and intelligent technological and economic cycle, and if the technological processes do not discharge toxic substances into the environment (D'Amato et al., 2019; Verkerk et al., 2020; Raihan et al., 2022i). Assessing NC and ES flows provides a potent economic engine for nature conservation and nature-based solutions to current economic challenges, processes, and industrial systems (Parida et al., 2019; Raihan and Tuspekova, 2022h), so it's in everyone's best interest to learn more about ESs and their economic applications.

Utilitarian and nonutilitarian approaches of ecosystem valuation

There are many facets of ESs' significance for human society, including ecological, social, and economic ones (Li et al., 2023) that must be taken into account. Various techniques for assessing ESs, such as mapping and modeling supply and demand for ESs to determine their market value (utilitarian approach) and social and environmental assessment techniques to assess their nonmarket value (nonutilitarian approach), have evolved over time in response to growing concerns about the valuation of ESs.

Cost-benefit analysis and welfare economics, which see human flourishing in terms of individual happiness based on the individual usefulness of products and services, are inextricably intertwined with the utilitarian perspective. Researchers in the field of environmental psychology have also confirmed that ESs are important for human well-being beyond just meeting basic physiological and psychological demands (ACB). Unlike market valuation, which can be done with relative ease, evaluating an ecosystem's nonmarket value presents a number of obstacles. Based on Krutilla's (1967) seminal classification, the utilitarian approach separates the TEV of ESs into two categories: the use value, which is related to ESs associated with production and protection functions for which market prices usually exist, and the nonuse value, which reflects the satisfaction of knowing that biodiversity and ESs are preserved for the benefit of future generations. Both of these classes were later broken down into subclasses. Nonuse value was further subdivided into existence or intrinsic, aesthetic, altruist, bequest, moral, and religious values, while use value was categorized as direct use, indirect use, optional, quasi-optional, and bequest. The value of ESs is directly tied to their use, such as the worth of raw materials. Regulating services, such as water quality regulation, have indirect use value (Shmelev et al., 2023) because of the benefits they provide to society. Values assigned to ESs that take into account only the possibility of using those services in the future are known as "quasi-optional" or "optional" values. Existence value, often called intrinsic value, is one type of nonuse value that refers to the importance that people place on a service or good simply because it exists, regardless of

whether or not they intend to use it. The utilitarian approach, which considers the utility of NC for humans and the socioeconomic system, is concerned largely with expressing the associated values of ESs in monetary terms (Zagonari, 2023). Everything in an ecosystem that people and businesses can or do use plays a role in this definition.

Nonuse values are defined and quantified in terms of monetary units in a neoclassical economy, which forms the basis for environmental economics and evaluation methodologies (Kim et al., 2020). Both the contingency assessment method (CVM) and direct choice experiments (DCEs) are used to estimate nonuse values like WTP through preference declarations in questionnaires or interviews (Riegel et al., 2023) that participants fill out. Nonuse values are often estimated using one of two assessment methods. The first method involves determining how many people would be willing to pay for ESs (or the qualities associated with them in the case of DCE) if they knew they would never use them. In this scenario, it is assumed that the interviewees are not current users. In the second method, participants—including end users—are asked to break down their overall WTP for ESs according to factors including inheritance, presence, and personal use. The relative proportions of value categories in WTP estimates or the identification of the warm glow effect in willingness to pay (WTP) answers are also topics that have benefited from the usage of statement decomposition methodologies in numerous CVM-related ES applications (Lawton and Fujiwara, 2023). Nonuse values in WTP are generally believed to be quite large, accounting for anything from 40 percent to 90 percent of the overall WTP (Khatiwada et al., 2023) in most circumstances. The cognitive challenge of addressing the components of a novel and indivisible value is a major reason why the decomposition approach indicated in interviews has severe flaws and is extremely contentious despite its widespread use. Total WTP for an ES is typically the result of multiple reasons that overlap and are intertwined, making them difficult to isolate and study (Lawton and Fujiwara, 2023) because of this. The ES evaluation is typically carried out when picking one service over another is necessary.

Various measurement approaches have been identified and refined over time in an effort to do a thorough economic assessment of ESs. Ecosystems assist populations through ecosystem functions and components (i.e., services), and in 1997, Costanza published the first substantial economic assessment of ESs, even from a nonmonetary standpoint. Ecosystems are priceless because they are one-of-a-kind and impossible to replicate. The author used assessment methods mostly based on WTP to categorize ESs and determine their unit values. When these figures were applied to the whole area of all US ecosystems, the resulting \$33 trillion yearly value was more than double the anticipated \$16 trillion GDP (Costanza et al., 2014). After another 14 years, it was projected that ESs were worth \$18 billion annually worldwide, with 19% of it coming from ES climate regulation and 4% from raw materials related to productive functions. Recreational benefits, protection from extreme events, water supply protection, erosion control, nitrogen cycling, habitat, genetic resources, and non-wood products are all part of the ES's value (Costanza et al., 2014).

The work that Costanza did was ahead of its time. However, the proposed methodology faced technical and ethical hurdles due to the fact that ecosystems, as a source of life, are in a perpetual state of change and cannot be put into monetary terms. Some people are skeptical of the link between ecology and the economy because they worry that if we rely too heavily on the market to protect our ecosystems, we may end up devaluing nature even more. If they are able to maintain their ESs for the benefit of future generations, underdeveloped countries, for instance, could seek and receive financial compensation commensurate with the projected worth of the ESs they give. There was a lot of backlashes to Costanza's method, but that's to be expected when you bring in scientists, policymakers, and stakeholders. Although monetary valuations of ESs are popular, they are far from the sole way to evaluate their worth. The idea of TEV was established and a classification of TEV components and assessment tools that may be used to examine various components of ESs were described in TEEB, published by The Ecological and Economic Foundations in 2010. The authors propose that the value of ESs and biodiversity depends on the sacrifices that societies are ready to make in order to protect natural resources. Ecosystems are a scarce and irreplaceable resource, and the costs associated with their deterioration or destruction must be taken into account by society and policymakers. When resources are scarce, economists talk about "opportunity cost," which is the

worth of the best of the sacrificed opportunities (the one passed up when a decision is made). However, it is challenging to make a monetary assessment of ESs because of the irreversibility or prohibitive cost of reversing the changes to ecosystems. Buyer preferences for nature, society, health, technology, and the future are all factored into the predicted economic value (Froese et al., 2023) in various ways. Changing any of the aforementioned variables affects the projected economic value, which in turn affects the scenarios considered (Hernández-Blanco et al., 2020).

Methods such as the price-based method, the cost-based method, and the production function-based method are examples of direct market valuation approaches; the travel cost method and the hedonic pricing method are examples of revealed preference approaches; and the contingent valuation method, choice modeling, and group valuation are examples of simulated valuation. The value of products and services is typically determined by their market price. Since they are exchanged openly, their worth can be determined with relative ease. Manda et al. (2023) cites the worth of wood, honey, and tourist services as examples. Several approaches have been established for calculating costs, one of which is the avoided costs method (Baumbach et al., 2023) that evaluates the costs that would have occurred without the ES. The replacement cost method calculates how much it would cost to replace ESs with artificial technologies, the restoration cost method estimates how much it would cost to mitigate the effects of ecosystem loss or restoration, and the production function-based method calculates how much the nonmarket ESs contribute to other services or goods traded on the market, noting how much their services contribute to increasing the productivity or price of those goods and services.

Value of biodiversity and ESs-related recreational services can be calculated using the journey cost technique (Wubalem et al., 2023). The approach assumes that there are both direct and opportunity costs associated with leisure activities. Changing biodiversity in ecosystems may have an effect on tourist interest (Voumik et al., 2022b). Using the value that a landscape or proximity to an ecosystem can provide to a market, such as the real estate market, hedonic pricing is developed. The value of a property can be affected by changes in the biodiversity of the surrounding ecosystem. Costing a lot of money and taking a long time to complete, revealed preference methods involve a lot of complicated data and statistics. Since these techniques are based on seeing customers directly, they can also provide a snapshot in time (Wubalem et al., 2023) for analysis.

To determine how much people are prepared to endure ecosystem loss or deterioration for compared to how much they are willing to pay to safeguard ESs, the contingent valuation technique uses questionnaires. Human behavior can be modeled via choice modeling, which assumes that individuals would weigh financial considerations with other factors when making decisions among multiple options. The group valuation method is gaining popularity as a means of collecting values such as those associated with the singularity of ecosystems, social justice, and the superiority of human altruism to that of nonhuman species in terms of both the present and the future. Careful application is required, and the methodologies' limitations should be taken into account, especially when determining the nonuse value of a service for which no market price exists (Zegeye et al., 2023).

Extensive research conducted in Europe through the study Operationalization of Natural Capital and Ecosystem Services Integrated (OpenNESS) (Makovníková et al., 2023) classified the methods used for evaluating ESs into the following categories: (i) biophysical methods, which are used for mapping ESs and include matrix approaches, ecosystem modelling with InVEST (Integrated Valuation of Ecosystem Services and Tradeoffs, E-Tree or ESTIMAP); (ii) integrated mapping-modelling approaches; (iii) land-use scoring; (iv) participatory mapping; (v) sociocultural methods for understanding social preferences or values for ESs, such as deliberative assessment methods, preference prioritization methods, multicriteria analysis methods and photo-elicitation surveys; (vi) monetary methods for estimating the economic value of services, such as preference methods, revealed preference methods and travel cost methods (Wubalem et al., 2023) or hedonic pricing methods (Aziz et al., 2023); and (vii) integrative approaches (Gobster et al., 2023). Many elements, such as the nature of the decision at hand, the merits and drawbacks of the potential approaches, and practical considerations like the quantity and quality of data and the accessibility of relevant experts, might influence the choice of approach to take in any given situation. The unique characteristics of each approach help determine which choices and issues it is best suited to address. It's

possible that a method's suitability for a certain task is the most important consideration when choosing between several alternatives. Only a few numbers of techniques, such as modeling approaches and participatory scenario planning (which was developed for this same purpose), can predict how ecosystem services will be provided in the future. Photo-series analyses of cultural ESs are one example of an approach that focuses on a subset of ESs rather than all of them. PGIS, preference assessment methods, photo-elicitation, and multi-criteria decision analysis (MCDA) are all examples of approaches that aim to provide a more comprehensive or strategic view of multiple ESs and can be used to evaluate trade-offs in service provision or demand from various stakeholder groups.

The development of environmentally sustainable decision-support systems requires the combination of ES evaluation and life cycle assessment (LCA). To evaluate the environmental effects of manufacturing processes from "cradle to grave" (Mostafaei et al., 2023), LCA approaches have long been used as management tools (Mostafaei, et al., 2023). In the 1960s, in response to the 'Limits to Growth' discourse's warnings about the earth's finite resources, this strategy was developed. Initially, the evaluations were conducted solely for the purpose of providing corporations with data on energy efficiency and emissions (Raihan and Voumik, 2022b). After the 1980s, LCA was also used in academics and by governments; methodological improvement was made, bolstered by formal attempts at worldwide standardization (Courtat et al., 2023). Despite its clear benefits and drawbacks, LCA has become a standard method for evaluating production-consumption systems from a sustainability perspective (Liu et al., 2020). Although there is growing interest in ES integration in LCA techniques, further research is needed (D'Amato et al., 2020).

Ecological value, sociocultural value, value with direct economic importance, and intrinsic value are the four forms of value identified by the nonutilitarian approach (Ortiz-Przychodzka et al., 2023). Ecosystem factors like complexity, diversity, and scarcity (Morrison et al., 2023) all play a role in establishing an ecosystem's ecological value. Biophysical methodologies, integrated mapping-modeling approaches, and land-use scoring are recommended for assessing ecological value (Berihun et al., 2023). Physical and mental well-being, access to quality education, cultural diversity and distinctiveness (heritage value), personal autonomy and spiritual significance are all central to what we mean by "sociocultural value." Participatory mapping and the sociocultural approaches outlined above are the most common ways to assess it (Guo et al., 2023). Direct methods of valuation based on market prices or indirect valuation methods (e.g., WTP, WTA, Replacement cost, travel cost, Hedonic pricing) are the most frequently identified approaches to determining economic value (Kim et al., 2020; Aziz et al., 2023; Khatiwada et al., 2023; Wubalem et al., 2023) for cultural assets.

Preference prioritizing approaches, multicriteria analysis methods, and photo-elicitation surveys, along with biophysical methods like ecological models, may be the most appropriate methods for assessing intrinsic value. In conclusion, the nonutilitarian approach is in line with the ideas of ecological economists who find the substitutability and valuation of NC controversial, while the utilitarian approach is in line with the philosophy of environmental economists who are in favor of extending monetary valuation methods to nonmarket ESs. Illustration of the nonutilitarian and utilitarian approaches of valuing ESs. The lines between utilitarian and nonutilitarian perspectives are increasingly blurry, and both have access to a large and growing corpus of literature. Although the nonutilitarian approach to ES valuation and the motive to increase conservation efforts are acknowledged, the use of monetary units to promote awareness of their relevance is an effective tool (Finn et al., 2023) for policymakers.

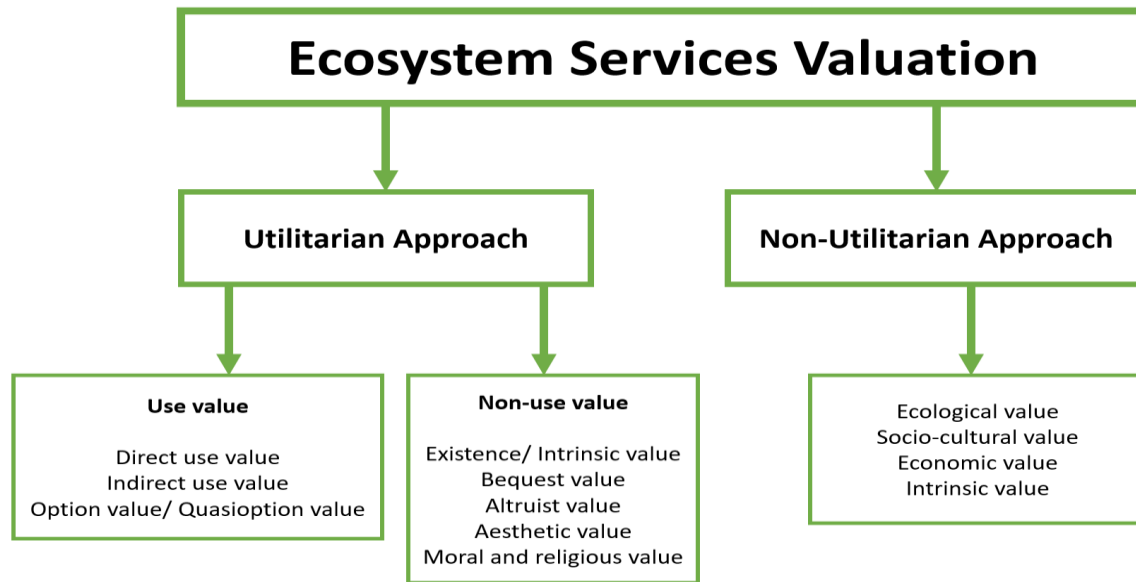


Figure 1. Methods of valuing ecosystem services in a utilitarian and nonutilitarian context

Cost-benefit analysis of ecosystem services

Preserving ecosystems is crucial for achieving sustainable development, as evidenced by the data on all ecosystems and all services. Ecosystems must be cared for even if they are exploited heavily and over long periods of time. Ecosystem conservation strategies are thus required as a countermeasure to resource depletion. For this, it's best to do an environmental cost-benefit analysis (CBA) (Bruno et al., 2023) to weigh the pros and cons. First, a CBA presents the territorial distribution of benefits and costs and compares this distribution with the distribution of biodiversity, allowing for the identification of important areas for both people and biodiversity (win-win areas), as well as areas of potential conflict and areas in need of compromises (negotiations). In some regions, the net economic benefits of conserving ecosystems are little, whereas the values of biodiversity are large. The second benefit of a CBA is that it shows where conservation efforts will have the greatest impact by pinpointing locations with the highest unit cost benefits. Third, ES maps could assist pinpoint ES suppliers and users, leading to the development of more just and effective approaches to funding conservation initiatives. Estimating the monetary value of the environment, particularly the economic value of nonmarketable commodities and services, is the primary task in an environmental CBA (Raihan and Said, 2022). In 1970, CBAs were first used in the United States on projects receiving public funding and having an environmental impact. Since then, CBAs have been adapted and applied to a wide variety of techniques, including stated preference methods (such as the contingent valuation method, WTP, WTA, choice experiments, deliberative group valuation, and health risk valuation) and revealed preference methods (such as the travel cost and hedonic price methods) (Mononen et al., 2023) for determining a person's willingness to pay for something. Additionally, it is crucial to consider spatiotemporal frames when conducting CBA, as ESs are generated at various scales, from the local to the global, and even a small shift in the spatial or temporal frame approached in CBA can generate different consequences and stakeholders considered in CBA.

Future research on the valuation of ecosystem services

Conservation of natural resources, environmental management, and other sectors of public policy have all been affected by ES techniques and evaluation efforts (Raihan and Tuspekova, 2022i). Strategies for natural resource management and conservation through investment in the conservation, restoration, and sustainable use of ecosystems are now widely understood to be best (Raihan and Tuspekova, 2023b) when based on a combination of all values that occur when estimating the TEV (Crook et al., 2021). The holistic method of ES valuation is depicted in Figure 2. Economists' efforts to involve interdisciplinary teams and incorporate a variety of methods and information have demonstrated their flexibility, which reinforces the idea that they are effective in the process of diluting public policy decisions (Raihan and Tuspekova, 2022j). Nonmarket assessments and methods used for cultural and environmental services have been criticized for their inability to provide values that represent or substantiate the total value of an ecosystem. However, local factors and stakeholder interests must be taken into account when developing valuation techniques (Kyriakopoulos and Sebos, 2023) to determine the extent to which public policies are good for people and the environment. It will take radical transformations toward systematic integration of the ESs in decision-making at the individual, corporate, or governmental level to move from conceptual frameworks and theory to practical integration of ESs into credible, replicable, scalable, and sustainable public policies (Li et al., 2021).

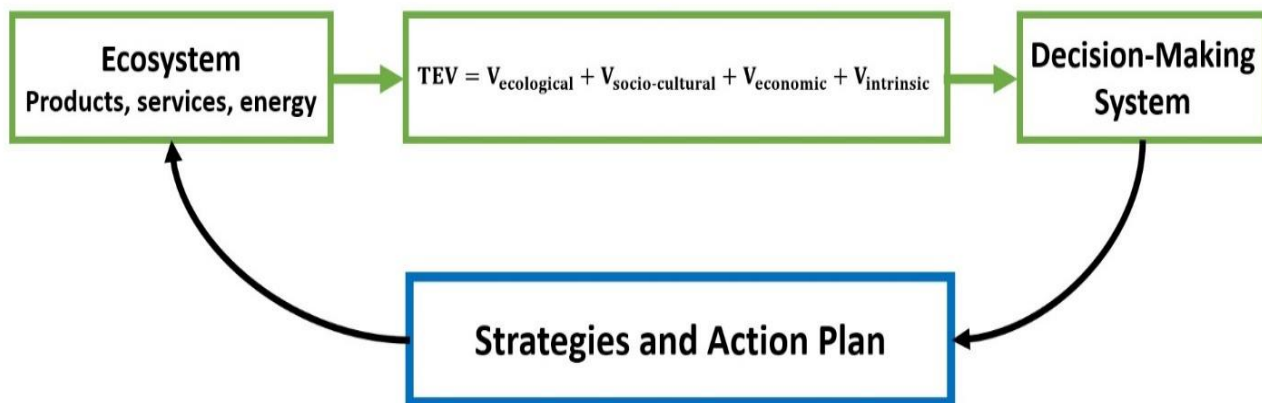


Figure 2. An integrated method for assessing ecosystem services

There has been much discussion on how ESs should be accounted for in national accounts because it is mostly a matter of discretion (Zegeye et al., 2023). Valuation has made a big difference in efforts to incorporate the created ES values into national accounts, as evidenced by the 2002 UN System of Environmental-Economic Accounting—Experimental Ecosystem Accounting (SEEA EEA) (Turner et al., 2019). According to the literature, ES accounting can be used to estimate how much value an ecosystem adds to a society's economy (Heckwolf et al., 2021). This can highlight the benefits of ES to the economy, society, jobs, and people's standard of living (Raihan and Tuspekova, 2022k). The data pyramid for SEEA's essential indicators of ES is shown in Figure 3. The information pyramid, which integrates fundamental economic, ecological, and sociodemographic data, emerged as a result of SEEA technique. The collection, centralization, and processing of such data can yield analyses and research that lend credence to public policy decisions and pave the way for the creation of aggregate key indicators at the macro level.

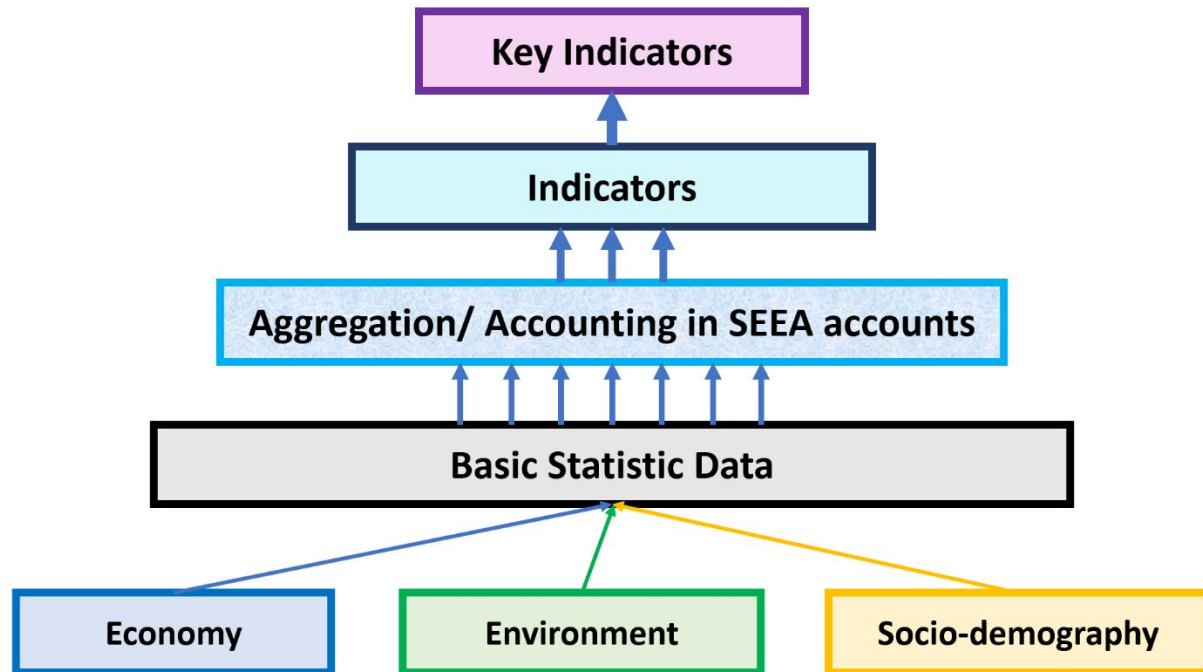


Figure 3. SEEA's pyramid of information for ecosystem service key indicators

However, it is difficult to develop such indicators. However, converting well-being value-based methods into exchange value terms can be challenging (Vallecillo et al., 2019; Heckwolf et al., 2022), so using exchange value methods based on market techniques to quantify ESs is preferable. As a result, it is clear that additional work has to be done to create a value-based strategy that can account for both monetary and nonmonetary benefits (Turner et al., 2019). The development of experimental ES accounts also highlighted the need to create unique indicators for various ESs, as each service is unique. Timber production, biomass harvesting for energy, wild food provision, climate regulation, fire management, air quality regulation, noise reduction, water purification, recreational and aesthetic qualities are some of the most important indicators for forest ecosystems. Because natural, historical, and cultural resources do not have an express monetary value, the accounts established at the EU level face various obstacles, such as a shortage of data and a lack of availability at the needed spatial resolution (Heckwolf et al., 2021). Comparing the cost of living in situations where nature is maintained in acceptable conditions with conditions where nature is allowed to degrade leads to a different conclusion (Costanza et al., 2014), demonstrating that the single-value techniques are no longer viable options (Jacobs et al., 2016).

Conclusion

Different ecosystem services produced by natural capital have different worth in human existence and different needs for evaluation. The values shift throughout time and across locations. Some services' values could be overestimated if they were valued using a single technique or a single service. However, there are costs associated with the exploitation of natural capital, which can be seen as negative externalities or trade-offs for the ecosystem and the community. Compromises are reached between them in real life. Information on multiple dimensions is needed for managerial and policy decisions. Policymakers would benefit from the information provided by integrated valuation methodologies since it would provide information from a variety of angles.

The purpose of an ES assessment is not to set prices in order to make a profit from ESs on the market. Instead, it emphasizes the positive effects ESs have on people's lives and the importance of using them to create effective public policies and initiatives. Different types of ecosystem value assessment tools have been developed by

utilitarian and nonutilitarian natural capital approaches. However, substantial information on the nonuse values of ESs is still lacking. The availability and reliability of data continue to be major points of contention surrounding various ES assessment methods. More study is needed to provide precise methods for determining VET of ESs, along with indicators and methods for modeling and calculating them. It is possible to discover win-win zones and areas of potential conflicts, for both humans and the environment, by employing a pluralist framework made up of a set of decision-making instruments customized to the spatial and temporal scales involved, of which CBA is an important component. These methods might be the most effective way to back the public policy changes that are necessary to address the problems at hand. More attention has been paid in recent years to the impacts of climate change on ecosystems and the relationships between ESs and other areas of sustainability research, such as environmental economies, bio-economies, and circular economies. In order to better assist the decision-making process and public policies, more research utilizing an integrated approach to link ES valuation to sustainability science is required.

Acknowledgments: Not applicable

Funding: Not applicable

Conflict of interest: The author declares no conflict of interest.

References

- Ali, A. Z., Rahman, M. S., Raihan, A. (2022). Soil carbon sequestration in agroforestry systems as a mitigation strategy of climate change: a case study from Dinajpur, Bangladesh. *Advances in Environmental and Engineering Research*, 3(4), 1-15. <http://dx.doi.org/10.21926/aer.2204056>
- Aziz, A., Anwar, M. M., Abdo, H. G., Almohamad, H., Al Dughairi, A. A., & Al-Mutiry, M. (2023). Proximity to Neighborhood Services and Property Values in Urban Area: An Evaluation through the Hedonic Pricing Model. *Land*, 12(4), 859.
- Balian, E. V., Drius, L., Eggermont, H., Livoreil, B., Vandewalle, M., Vandewoestjine, S., ... & Young, J. (2016). Supporting evidence-based policy on biodiversity and ecosystem services: recommendations for effective policy briefs. *Evidence & Policy*, 12(3), 431-451.
- Baumbach, L., Hickler, T., Yousefpour, R., & Hanewinkel, M. (2023). High economic costs of reduced carbon sinks and declining biome stability in Central American forests. *Nature Communications*, 14(1), 2043.
- Begum, R. A., Raihan, A., & Said, M. N. M. (2020). Dynamic impacts of economic growth and forested area on carbon dioxide emissions in Malaysia. *Sustainability*, 12(22), 9375.
- Berihun, M. L., Tsunekawa, A., Haregeweyn, N., Tsubo, M., Fenta, A. A., Ebabu, K., ... & Dile, Y. T. (2023). Predicting runoff and sediment responses to climate-resilient land use and management scenarios. *Environmental Science and Pollution Research*, 30(28), 72262-72283.
- Bhattacharyya, P., Santra, P., Mandal, D., & Mondal, B. (2022). Pricing of Carbon Sequestration and Environmental Regulation. In *Pricing of Ecosystem Services in Agriculture: A Basis of Crop Insurance* (pp. 59-81). Singapore: Springer Nature Singapore.
- Bruno, E., Falco, E., Shahab, S., & Geneletti, D. (2023). Integrating ecosystem services in transfer of development rights: a literature review. *Land Use Policy*, 131, 106694.
- Carr, J. A., Petrokofsky, G., Spracklen, D. V., Lewis, S. L., Roe, D., Trull, N., ... & Sallu, S. M. (2021). Anticipated impacts of achieving SDG targets on forests-a review. *Forest Policy and Economics*, 126, 102423.
- Costanza, R., De Groot, R., Sutton, P., Van der Ploeg, S., Anderson, S. J., Kubiszewski, I., ... & Turner, R. K. (2014). Changes in the global value of ecosystem services. *Global environmental change*, 26, 152-158.

- Courtat, M., Joyce, P. J., Sim, S., Sadhukhan, J., & Murphy, R. (2023). Towards credible, evidence-based environmental rating ecolabels for consumer products: A proposed framework. *Journal of Environmental Management*, 336, 117684.
- Crook, S. E., Levine, A., & Lopez-Carr, D. (2021). Perceptions and application of the ecosystem services approach among Pacific Northwest National forest managers. *Sustainability*, 13(3), 1259.
- Czúcz, B., Haines-Young, R., Kiss, M., Bereczki, K., Kertész, M., Vári, Á., ... & Arany, I. (2020). Ecosystem service indicators along the cascade: How do assessment and mapping studies position their indicators?. *Ecological Indicators*, 118, 106729.
- D'Amato, D., Bartkowski, B., & Droste, N. (2020). Reviewing the interface of bioeconomy and ecosystem service research. *Ambio*, 49, 1878-1896.
- D'Amato, D., Korhonen, J., & Toppinen, A. (2019). Circular, green, and bio economy: how do companies in land-use intensive sectors align with sustainability concepts?. *Ecological Economics*, 158, 116-133.
- Eversberg, D., Koch, P., Lehmann, R., Saltelli, A., Ramcilovic-Suominen, S., & Kovacic, Z. (2023). The more things change, the more they stay the same: Promises of bioeconomy and the economy of promises. *Sustainability Science*, 18(2), 557-568.
- Finn, O., & Brockway, P. E. (2023). Much broader than health: Surveying the diverse co-benefits of energy demand reduction in Europe. *Energy Research & Social Science*, 95, 102890.
- Froese, T., Richter, M., Hofmann, F., & Lüdeke-Freund, F. (2023). Degrowth-oriented organisational value creation: A systematic literature review of case studies. *Ecological Economics*, 207, 107765.
- Gobster, P. H., Kruger, L. E., Schultz, C. L., & Henderson, J. R. (2023). Key Characteristics of Forest Therapy Trails: A Guided, Integrative Approach. *Forests*, 14(2), 186.
- Grainger, D., & Stoeckl, N. (2019). The importance of social learning for non-market valuation. *Ecological Economics*, 164, 106339.
- Guo, S., Luo, Y., Cao, Y., Zhang, Y., & Yu, J. (2023). Cultural Ecosystem Services Show Superiority in Promoting Subjective Mental Health of Senior Residents: Evidences from Old Urban Areas of Beijing. *Urban Forestry & Urban Greening*, 128011.
- Heckwolf, M. J., Peterson, A., Jänes, H., Horne, P., Künne, J., Liversage, K., ... & Kotta, J. (2021). From ecosystems to socio-economic benefits: A systematic review of coastal ecosystem services in the Baltic Sea. *Science of the Total Environment*, 755, 142565.
- Hernández-Blanco, M., Costanza, R., Anderson, S., Kubiszewski, I., & Sutton, P. (2020). Future scenarios for the value of ecosystem services in Latin America and the Caribbean to 2050. *Current Research in Environmental Sustainability*, 2, 100008.
- Isfat, M., & Raihan, A. (2022). Current practices, challenges, and future directions of climate change adaptation in Bangladesh. *International Journal of Research Publication and Reviews*, 3(5), 3429-3437.
- Jaafar, W. S. W. M., Maulud, K. N. A., Kamarulzaman, A. M. M., Raihan, A., Sah, S. M., Ahmad, A., Saad, S. N. M., Azmi, A. T. M., Syukri, N. K. A. J., & Khan, W. R. (2020). The influence of forest degradation on land surface temperature—a case study of Perak and Kedah, Malaysia. *Forests*, 11(6), 670.
- Jacobs, S., Dendoncker, N., Martín-López, B., Barton, D. N., Gomez-Baggethun, E., Boeraeve, F., ... & Washbourne, C. L. (2016). A new valuation school: Integrating diverse values of nature in resource and land use decisions. *Ecosystem Services*, 22, 213-220.
- Jin, M., Han, X., & Li, M. (2023). Trade-offs of multiple urban ecosystem services based on land-use scenarios in the Tumen River cross-border area. *Ecological Modelling*, 482, 110368.
- Kervinio, Y., Surun, C., Comte, A., & Levrel, H. (2023). Defining ecological liabilities and structuring ecosystem accounts to support the transition to sustainable societies. *One Ecosystem*, 8, e98100.
- Khatiwada, N., Bohara, A. K., & Kunwar, S. B. (2023). Household preferences for time and monetary contributions for river restoration: A study from the Danda River Basin in Nepal. *Water Resources and Economics*, 43, 100228.
- Kim, M. S., & Stepchenkova, S. (2020). Altruistic values and environmental knowledge as triggers of pro-environmental behavior among tourists. *Current Issues in Tourism*, 23(13), 1575-1580.

- Krutilla, J. V. (1967). Conservation reconsidered. *The American Economic Review*, 57(4), 777-786.
- Kyriakopoulos, G. L., & Sebos, I. (2023). Enhancing Climate Neutrality and Resilience through Coordinated Climate Action: Review of the Synergies between Mitigation and Adaptation Actions. *Climate*, 11(5), 105.
- Lawton, R. N., & Fujiwara, D. (2023). Exploring Consumer Preferences For Net-Zero Policies: Willingness To Pay Among Uk Citizens For National Greenhouse Gas Reduction Targets Under Different Future Discounting Assumptions. *Climate Change Economics*, 14(02), 2350007.
- Li, J., Li, C., Liu, C., Ge, H., Hu, Z., Zhang, Z., & Tang, X. (2023). Analysis of the Coupling Coordination and Obstacle Factors between Sustainable Development and Ecosystem Service Value in Yunnan Province, China: A Perspective Based on the Production-Living-Ecological Functions. *Sustainability*, 15(12), 9664.
- Li, L., Cheshmehzangi, A., Chan, F. K. S., & Ives, C. D. (2021). Mapping the research landscape of nature-based solutions in urbanism. *Sustainability*, 13(7), 3876.
- Ligate, E. J., Chen, C., & Wu, C. (2018). Evaluation of tropical coastal land cover and land use changes and their impacts on ecosystem service values. *Ecosystem health and sustainability*, 4(8), 188-204.
- Liu, X., Bakshi, B. R., Rugani, B., de Souza, D. M., Bare, J., Johnston, J. M., ... & Veronesi, F. (2020). Quantification and valuation of ecosystem services in life cycle assessment: Application of the cascade framework to rice farming systems. *Science of the Total Environment*, 747, 141278.
- Loomis, J. J., Knaus, M., & Dziedzic, M. (2019). Integrated quantification of forest total economic value. *Land Use Policy*, 84, 335-346.
- Mada, G., Anjulo, A., & Gelaw, A. (2023). Physical and Economic Valuation for Nontimber Forest Products (NTFPs) of Surra Government Plantation in the Upper Hare-Baso Rivers Catchment, Southwestern Ethiopia. *International Journal of Ecology*, 2023.
- Makovníková, J., Kološta, S., Flaška, F., & Pálka, B. (2023). Potential of Regulating Ecosystem Services in Relation to Natural Capital in Model Regions of Slovakia. *Sustainability*, 15(2), 1076.
- Modarress Fathi, B., Ansari, A., & Ansari, A. (2023). Green Commercial Aviation Supply Chain—A European Path to Environmental Sustainability. *Sustainability*, 15(8), 6574.
- Mononen, T., Sihvonen, J., Sairinen, R., & Tiainen, H. (2023). Local governance of the mining industry—five Finnish examples. *Resources Policy*, 82, 103478.
- Morrison, R. R., Simonson, K., McManamay, R. A., & Carver, D. (2023). Degradation of floodplain integrity within the contiguous United States. *Communications Earth & Environment*, 4(1), 1-10.
- Mostafaei, H., Badarloo, B., Chamasemani, N. F., Rostampour, M. A., & Lehner, P. (2023). Investigating the Effects of Concrete Mix Design on the Environmental Impacts of Reinforced Concrete Structures. *Buildings*, 13(5), 1313.
- Neill, A. M., O'Donoghue, C., & Stout, J. C. (2020). A Natural capital lens for a sustainable Bioeconomy: Determining the unrealised and unrecognised services from nature. *Sustainability*, 12(19), 8033.
- Nabuurs, G. J., Verkerk, P. J., Schelhaas, M., González-Olabarria, J. R., Trasobares, A., & Cienciala, E. (2018). *Climate-Smart Forestry: mitigation impact in three European regions* (Vol. 6). European Forest Institute.
- Nevzati, F., Külvik, M., Storie, J., Tiidu, L. M., & Bell, S. (2023). Assessment of Cultural Ecosystem Services and Well-Being: Testing a Method for Evaluating Natural Environment and Contact Types in the Harku Municipality, Estonia. *Sustainability*, 15(13), 10214.
- Ortiz-Przychodzka, S., Benavides-Frías, C., Raymond, C. M., Díaz-Reviriego, I., & Hanspach, J. (2023). Rethinking Economic Practices and Values As Assemblages of More-Than-Human Relations. *Ecological Economics*, 211, 107866.
- Parida, V., Burström, T., Visnjic, I., & Wincent, J. (2019). Orchestrating industrial ecosystem in circular economy: A two-stage transformation model for large manufacturing companies. *Journal of business research*, 101, 715-725.
- Raihan, A. (2023a). Toward sustainable and green development in Chile: dynamic influences of carbon emission

- reduction variables. *Innovation and Green Development*, 2, 100038.
- Raihan, A. (2023b). The dynamic nexus between economic growth, renewable energy use, urbanization, industrialization, tourism, agricultural productivity, forest area, and carbon dioxide emissions in the Philippines. *Energy Nexus*, 9, 100180.
- Raihan, A. (2023c). The contribution of economic development, renewable energy, technical advancements, and forestry to Uruguay's objective of becoming carbon neutral by 2030. *Carbon Research*, 2, 20.
- Raihan, A. (2023d). The influences of renewable energy, globalization, technological innovations, and forests on emission reduction in Colombia. *Innovation and Green Development*, 2, 100071.
- Raihan, A. (2023e). An econometric assessment of the relationship between meat consumption and greenhouse gas emissions in the United States. *Environmental Processes*, 10(2), 32.
- Raihan, A. (2023f). Nexus between economic growth, natural resources rents, trade globalization, financial development, and carbon emissions toward environmental sustainability in Uruguay. *Electronic Journal of Education, Social Economics and Technology*, 4(2), 55-65.
- Raihan, A. (2023g). Economy-energy-environment nexus: the role of information and communication technology towards green development in Malaysia. *Innovation and Green Development*, 2, 100085.
- Raihan, A. (2023h). Nexus between Greenhouse gas emissions and its determinants: the role of renewable energy and technological innovations towards green development in South Korea. *Innovation and Green Development*, 2, 100066.
- Raihan, A. (2023i). Nexus between information technology and economic growth: new insights from India. *Journal of Information Economics*, 1(2), 37-48.
- Raihan, A. (2023j). Exploring Environmental Kuznets Curve and Pollution Haven Hypothesis in Bangladesh: The Impact of Foreign Direct Investment. *Journal of Environmental Science and Economics*, 2(1), 25-36.
- Raihan, A. (2023k). An econometric evaluation of the effects of economic growth, energy use, and agricultural value added on carbon dioxide emissions in Vietnam. *Asia-Pacific Journal of Regional Science* 7, 665-696.
- Raihan, A., Begum, R. A., Said, M. N. M., & Abdullah, S. M. S. (2018). Climate change mitigation options in the forestry sector of Malaysia. *Journal Kejuruteraan*, 1, 89-98.
- Raihan, A., Begum, R. A., Mohd Said, M. N., & Abdullah, S. M. S. (2019). A review of emission reduction potential and cost savings through forest carbon sequestration. *Asian Journal of Water, Environment and Pollution*, 16(3), 1-7.
- Raihan, A., Begum, R. A., & Said, M. N. M. (2021a). A meta-analysis of the economic value of forest carbon stock. *Geografia–Malaysian Journal of Society and Space*, 17(4), 321-338.
- Raihan, A., Begum, R. A., Mohd Said, M. N., & Pereira, J. J. (2021b). Assessment of carbon stock in forest biomass and emission reduction potential in Malaysia. *Forests*, 12(10), 1294.
- Raihan, A., Begum, R. A., Nizam, M., Said, M., & Pereira, J. J. (2022a). Dynamic impacts of energy use, agricultural land expansion, and deforestation on CO₂ emissions in Malaysia. *Environmental and Ecological Statistics*, 29, 477-507.
- Raihan, A., Begum, R. A., Said, M. N. M., & Pereira, J. J. (2022b). Relationship between economic growth, renewable energy use, technological innovation, and carbon emission toward achieving Malaysia's Paris agreement. *Environment Systems and Decisions*, 42:586-607.
- Raihan, A., Farhana, S., Muhtasim, D. A., Hasan, M. A. U., Paul, A., & Faruk, O. (2022c). The nexus between carbon emission, energy use, and health expenditure: empirical evidence from Bangladesh. *Carbon Research*, 1(1), 30.
- Raihan, A., Ibrahim, S., & Muhtasim, D. A. (2023a). Dynamic impacts of economic growth, energy use, tourism, and agricultural productivity on carbon dioxide emissions in Egypt. *World Development Sustainability*, 2, 100059.
- Raihan, A., Muhtasim, D. A., Farhana, S., Hasan, M. A. U., Pavel, M. I., Faruk, O., ... & Mahmood, A. (2022d). Nexus between economic growth, energy use, urbanization, agricultural productivity, and carbon dioxide emissions: New insights from Bangladesh. *Energy Nexus*, 8, 100144.
- Raihan, A., Muhtasim, D. A., Farhana, S., Hasan, M. A. U., Pavel, M. I., Faruk, O., Rahman, M., & Mahmood, A. (2023b). An econometric analysis of Greenhouse gas emissions from different agricultural factors in Bangladesh. *Energy Nexus*, 9, 100179.

- Raihan, A., Muhtasim, D. A., Farhana, S., Hasan, M. A. U., Paul, A., & Faruk, O. (2022e). Toward environmental sustainability: Nexus between tourism, economic growth, energy use and carbon emissions in Singapore. *Global Sustainability Research*, 1(2), 53-65.
- Raihan, A., Muhtasim, D. A., Farhana, S., Pavel, M. I., Faruk, O., & Mahmood, A. (2022f). Nexus between carbon emissions, economic growth, renewable energy use, urbanization, industrialization, technological innovation, and forest area towards achieving environmental sustainability in Bangladesh. *Energy and Climate Change*, 3, 100080.
- Raihan, A., Muhtasim, D. A., Farhana, S., Rahman, M., Hasan, M. A. U., Paul, A., & Faruk, O. (2023c) Dynamic linkages between environmental factors and carbon emissions in Thailand. *Environmental Processes*, 10, 5.
- Raihan, A., Muhtasim, D. A., Pavel, M. I., Faruk, O., & Rahman, M. (2022g). An econometric analysis of the potential emission reduction components in Indonesia. *Cleaner Production Letters*, 3, 100008.
- Raihan, A., Muhtasim, D. A., Pavel, M. I., Faruk, O., & Rahman, M. (2022h). Dynamic impacts of economic growth, renewable energy use, urbanization, and tourism on carbon dioxide emissions in Argentina. *Environmental Processes*, 9, 38.
- Raihan, A., Muhtasim, D. A., Khan, M. N. A., Pavel, M. I., & Faruk, O. (2022i). Nexus between carbon emissions, economic growth, renewable energy use, and technological innovation towards achieving environmental sustainability in Bangladesh. *Cleaner Energy Systems*, 3, 100032.
- Raihan, A., Pavel, M. I., Muhtasim, D. A., Farhana, S., Faruk, O., & Paul, A. (2023d). The role of renewable energy use, technological innovation, and forest cover toward green development: evidence from Indonesia. *Innovation and Green Development*, 2, 100035.
- Raihan, A., Voumik, L. C., Yusma, N., & Ridzuan, A. R. (2023e). The nexus between international tourist arrivals and energy use towards sustainable tourism in Malaysia. *Frontiers in Environmental Science*, 11, 575.
- Raihan, A., Himu, H. A. (2023). Global impact of COVID-19 on the sustainability of livestock production. *Global Sustainability Research*, 2(2), 1-11.
- Raihan, A., & Said, M. N. M. (2022). Cost–benefit analysis of climate change mitigation measures in the forestry sector of Peninsular Malaysia. *Earth Systems and Environment*, 6(2), 405-419.
- Raihan, A., & Tuspekova, A. (2022a). Role of economic growth, renewable energy, and technological innovation to achieve environmental sustainability in Kazakhstan. *Current Research in Environmental Sustainability*, 4, 100165.
- Raihan, A., & Tuspekova, A. (2022b). The nexus between economic growth, renewable energy use, agricultural land expansion, and carbon emissions: new insights from Peru. *Energy Nexus*, 6, 100067. <https://doi.org/10.1016/j.nexus.2022.100067>
- Raihan, A., & Tuspekova, A. (2022c). Towards sustainability: Dynamic nexus between carbon emission and its determining factors in Mexico. *Energy Nexus*, 8, 100148.
- Raihan, A., & Tuspekova, A. (2022d). Nexus between energy use, industrialization, forest area, and carbon dioxide emissions: new insights from Russia. *Journal of Environmental Science and Economics*, 1(4), 1-11.
- Raihan, A., & Tuspekova, A. (2022e). Dynamic impacts of economic growth, renewable energy use, urbanization, industrialization, tourism, agriculture, and forests on carbon emissions in Turkey. *Carbon Research*, 1(1), 20.
- Raihan, A., & Tuspekova, A. (2022f). Toward a sustainable environment: Nexus between economic growth, renewable energy use, forested area, and carbon emissions in Malaysia. *Resources, Conservation & Recycling Advances*, 15, 200096.
- Raihan, A., & Tuspekova, A. (2022g). Nexus between emission reduction factors and anthropogenic carbon emissions in India. *Anthropocene Science*, 1(2), 295-310.
- Raihan, A., & Tuspekova, A. (2022h). Dynamic impacts of economic growth, energy use, urbanization, agricultural productivity, and forested area on carbon emissions: new insights from Kazakhstan. *World Development Sustainability*, 1, 100019.
- Raihan, A., & Tuspekova, A. (2022i). Dynamic impacts of economic growth, energy use, urbanization, tourism, agricultural value-added, and forested area on carbon dioxide emissions in Brazil. *Journal of Environmental Studies and Sciences*, 12(4), 794-814.

- Raihan, A., & Tuspekova, A. (2022j). The nexus between economic growth, energy use, urbanization, tourism, and carbon dioxide emissions: new insights from Singapore. *Sustainability Analytics and Modeling*, 2, 100009.
- Raihan, A., & Tuspekova, A. (2022k). Nexus between economic growth, energy use, agricultural productivity, and carbon dioxide emissions: new evidence from Nepal. *Energy Nexus*, 7, 100113.
- Raihan, A., & Tuspekova, A. (2023a). The role of renewable energy and technological innovations toward achieving Iceland's goal of carbon neutrality by 2040. *Journal of Technology Innovations and Energy*, 2(1), 22-37.
- Raihan, A., & Tuspekova, A. (2023b). Towards net zero emissions by 2050: the role of renewable energy, technological innovations, and forests in New Zealand. *Journal of Environmental Science and Economics*, 2(1), 1-16.
- Raihan, A., & Voumik, L. C. (2022a). Carbon emission dynamics in India due to financial development, renewable energy utilization, technological innovation, economic growth, and urbanization. *Journal of Environmental Science and Economics*, 1(4), 36-50.
- Raihan, A., & Voumik, L. C. (2022b). Carbon emission reduction potential of renewable energy, remittance, and technological innovation: empirical evidence from China. *Journal of Technology Innovations and Energy*, 1(4), 25-36.
- Riegel, S., Kuhfuss, L., & Stojanovic, T. (2023). Nature-based solutions for climate change mitigation: Assessing the Scottish Public's preferences for saltmarsh carbon storage. *Ecological Economics*, 211, 107863.
- Robinson, M. (2015). Encyclopedia of quality of life and well-being research. *Reference Reviews*, 29(7), 22-22.
- Sallmannshofer, M., Damjanić, R., Vacik, H., Westergren, M., Baloh, T., Božič, G., ... & Schueler, S. (2023). Forest managers' perspectives on environmental changes in the biosphere reserve Mura-Drava-Danube. *Frontiers in Forests and Global Change*, 6, 1160166.
- Shen, X., Gatto, P., & Pagliacci, F. (2023). Unravelling the role of institutions in market-based instruments: a systematic review on forest carbon mechanisms. *Forests*, 14(1), 136.
- Shmelev, S. E., Agbleze, L., & Spangenberg, J. H. (2023). Multidimensional Ecosystem Mapping: Towards a More Comprehensive Spatial Assessment of Nature's Contributions to People in France. *Sustainability*, 15(9), 7557.
- Silvestro, R., Saulino, L., Cavallo, C., Allevato, E., Pindozi, S., Cervelli, E., ... & Saracino, A. (2021). The footprint of wildfires on mediterranean forest ecosystem services in vesuvius national park. *Fire*, 4(4), 95.
- Subbarao, P. M., D'Silva, T. C., Adlak, K., Kumar, S., Chandra, R., & Vijay, V. K. (2023). Anaerobic digestion as a sustainable technology for efficiently utilizing biomass in the context of carbon neutrality and circular economy. *Environmental Research*, 116286.
- Sultana, T., Hossain, M. S., Voumik, L. C., & Raihan, A. (2023). Does globalization escalate the carbon emissions? Empirical evidence from selected next-11 countries. *Energy Reports*, 10, 86-98.
- Turner, K., Badura, T., & Ferrini, S. (2019). Natural capital accounting perspectives: a pragmatic way forward. *Ecosystem Health and Sustainability*, 5(1), 237-241.
- Wubalem, A., Woldeamanuel, T., & Nigussie, Z. (2023). Economic Valuation of Lake Tana: A Recreational Use Value Estimation through the Travel Cost Method. *Sustainability*, 15(8), 6468.
- Vallecillo, S., La Notte, A., Ferrini, S., & Maes, J. (2019). How ecosystem services are changing: an accounting application at the EU level. *Ecosystem Services*, 40, 101044.
- Vasiljevic, N., & Gavrilovic, S. (2019). Cultural ecosystem services. *Life on Land. Encyclopedia of the UN Sustainable Development Goals*. Springer, Cham, 47-1.
- Verkerk, P. J., Costanza, R., Hetemäki, L., Kubiszewski, I., Leskinen, P., Nabuurs, G. J., ... & Palahí, M. (2020). Climate-smart forestry: the missing link. *Forest Policy and Economics*, 115, 102164.
- Voumik, L. C., Islam, M. J., & Raihan, A. (2022a). Electricity production sources and CO₂ emission in OECD countries: static and dynamic panel analysis. *Global Sustainability Research*, 1(2), 12-21.

- Voumik, L. C., Mimi, M. B., & Raihan, A. (2023). Nexus between urbanization, industrialization, natural resources rent, and anthropogenic carbon emissions in South Asia: CS-ARDL approach. *Anthropocene Science*, 2(1), 48-61.
- Voumik, L. C., Nafi, S. M., Kuri, B. C., & Raihan, A. (2022b). How Tourism Affects Women's Employment in Asian Countries: An Application of GMM and Quantile Regression. *Journal of Social Sciences and Management Studies*, 1(4), 57-72.
- Undheim, T. (2023). *Eco Tech: Investing in Regenerative Futures*. Taylor & Francis.
- Yuan, D., Wu, R., Li, D., Zhu, L., & Pan, Y. (2023). Spatial Patterns Characteristics and Influencing Factors of Cultural Resources in the Yellow River National Cultural Park, China. *Sustainability*, 15(8), 6563.
- Zagonari, F. (2023). *Environmental Ethics, Sustainability and Decisions: Literature Problems and Suggested Solutions*. Springer Nature.
- Zegeye, G., Erifo, S., Addis, G., & Gebre, G. G. (2023). Economic valuation of urban forest using contingent valuation method: The case of Hawassa City, Ethiopia. *Trees, Forests and People*, 100398.

RESEARCH ARTICLE

The Geo-economics of U.S.-China Financial Relations: Challenges and Opportunities in a Global Context

Abdulgaffar Muhammad^{1*}, Micah Ezekiel Elton Mike², Mohammed Bello Idris³, Aisha Ahmad Ishaq⁴, Igbinovia Osaretin B⁵

¹Ahmadu Bello University, Nigeria

²Airforce Institute of Technology, Nigeria

³Kaduna State University, Nigeria

⁴Kano State Polytechnic, Nigeria

⁵Nile University, Nigeria

Corresponding Author: Abdulgaffar Muhammad: muhammadabdulgaffar306@gmail.com

Received: 02 July, 2023, Accepted: 28 July, 2023, Published: 01 August, 2023

Abstract

This comprehensive scholarly article critically analyzes the intricate landscape of U.S.-China financial relations, delving deep into the complex web of challenges, opportunities, and far-reaching implications within a dynamic and interconnected global context. Drawing upon a wide range of empirical studies, extensive research, and rigorous analysis, this study provides a nuanced assessment of the evolution and dynamics of economic ties between the United States and China. The article begins by examining the impact of trade imbalances, tariffs, and currency manipulation on financial flows, employing a sophisticated analytical framework to assess their implications for both countries and the global economy as a whole. Through a meticulous examination of economic data, policy measures, and market trends, the study offers a comprehensive analysis of the complex interplay between these factors and their influence on financial interactions between the two nations. Furthermore, the article delves into the intricate terrain of technology and intellectual property issues, unraveling the multifaceted challenges and opportunities that arise in this domain. By drawing upon empirical research, case studies, and industry reports, the study sheds light on the implications of technological advancements, intellectual property protection, and innovation-driven strategies on economic growth, competitiveness, and sustainable development. The analysis also extends to the realm of financial market competition and regulatory concerns, highlighting the need for effective cooperation, harmonization of regulations, and establishment of robust governance frameworks. Through an examination of regulatory policies, market structures, and international standards, the study provides insights into the implications of financial market dynamics and regulatory environments on the stability, efficiency, and resilience of the global financial system. In light of these analyses, the article presents strategic recommendations for policymakers, businesses, and investors. It emphasizes the importance of fostering an open and constructive dialogue between the United States and China, enhancing risk assessment mechanisms, promoting innovation and technological collaboration, strengthening intellectual property rights protection, facilitating cross-border investments, and promoting sustainable and responsible practices. By synthesizing these recommendations and implementing them in practice, stakeholders can effectively navigate the complexities and capitalize on the opportunities presented by U.S.-China financial relations. This will not only promote economic growth and stability but also contribute to a more balanced, mutually beneficial, and sustainable global financial system.

Keywords: U.S.-China financial relations; Trade imbalances; Tariffs; Currency manipulation; Technology; Intellectual property

Introduction

Background and Significance of U.S.-China Financial Relations

The financial relations between the United States and China have evolved significantly over the past few decades, reflecting the growing interdependence and economic integration between the world's two largest economies. These relations encompass various dimensions, including trade, investment, financial markets, and currency exchange. Understanding the background and significance of U.S.-China financial relations is crucial in comprehending the broader dynamics of the global economy and the challenges and opportunities that arise from this complex relationship.

The roots of U.S.-China financial relations can be traced back to the early 1970s when the two countries embarked on a path of engagement and normalization. In 1972, the historic visit of President Richard Nixon to China paved the way for the establishment of formal diplomatic relations. Over time, economic ties between the two nations began to deepen, marked by China's economic reforms and its entry into the World Trade Organization (WTO) in 2001.

The significance of U.S.-China financial relations stems from the sheer size and scale of the economies involved. The United States is the world's largest economy, accounting for a significant share of global GDP, while China has emerged as the second-largest economy and a major driver of global growth. The interplay between these economic powerhouses has a profound impact on global financial stability, trade flows, investment patterns, and currency dynamics.

Trade between the United States and China has been a cornerstone of their financial relations. China has become a major exporter of goods to the United States, supplying a wide range of products, including electronics, textiles, machinery, and consumer goods. The United States, in turn, has been a significant market for Chinese goods, contributing to China's rapid economic growth and the accumulation of substantial foreign exchange reserves.

However, the trade relationship has not been without its challenges. Persistent trade imbalances, with China running large surpluses and the United States experiencing growing deficits, have been a source of tension. The United States has raised concerns over issues such as intellectual property theft, market access barriers, and unfair trade practices, leading to the imposition of tariffs and trade disputes between the two nations.

Beyond trade, U.S.-China financial relations extend to investment and financial markets. Chinese companies have made substantial investments in the United States, ranging from acquisitions of American firms to real estate purchases and infrastructure projects. Similarly, American companies have sought opportunities in China's vast consumer market and invested in sectors such as technology, finance, and manufacturing. These investments have created jobs, fostered innovation, and contributed to economic growth in both countries.

Financial markets play a crucial role in U.S.-China financial relations, with exchanges of capital, portfolio investments, and cross-border financial services. Chinese companies have sought access to U.S. capital markets through initial public offerings (IPOs) and listings on American stock exchanges. On the other hand, American financial institutions have expanded their presence in China, establishing branches, subsidiaries, and joint ventures to tap into the growing Chinese market.

Moreover, the bilateral relationship encompasses currency exchange and monetary policy. China's currency, the renminbi (RMB), has become increasingly influential in global financial markets. As the world's largest holder of U.S. Treasury securities, China's management of its foreign exchange reserves and monetary policy decisions have implications for global interest rates, exchange rate stability, and the value of the U.S. dollar.

The significance of U.S.-China financial relations extends beyond bilateral considerations and has global implications. The stability of the global financial system depends on the ability of these two economic giants to manage their interactions effectively. Disruptions or conflicts in their financial relations can reverberate across the world, affecting trade flows, investment decisions, and market sentiment.

In conclusion, the background and significance of U.S.-China financial relations lie in the economic interdependence between the world's two largest economies. Trade, investment, financial markets, and currency exchange form the core elements of this relationship. Understanding the dynamics and challenges of U.S.-China financial relations is crucial for policymakers, businesses, and investors, as it shapes the global economic landscape and presents both opportunities and risks in a rapidly changing world.

Brief Overview of Geo-economics and Its Relevance in the Global Context

Geo-economics refers to the intersection of economics and geopolitics, where economic factors and strategies are employed to achieve political objectives and exert influence in the global arena (Cohen, 2008). It encompasses the use of economic power, trade policies, investment strategies, and financial tools as instruments of statecraft. Understanding geo-economics is essential in comprehending the complex dynamics of international relations and the pursuit of national interests in the global context.

Geo-economics recognizes that economic resources and capabilities are key determinants of a nation's power and influence (Kaplinsky & Messner, 2008). It goes beyond traditional notions of military might and territorial control, focusing on the economic strength of states and their ability to shape the behavior of other actors. In this regard, geo-economics emphasizes the importance of economic competitiveness, technological innovation, and market access as critical elements of national security and strategic influence.

The relevance of geo-economics in the global context can be seen in various dimensions. Firstly, it highlights the growing importance of economic interdependencies and interconnectedness among nations. In today's globalized world, economies are deeply integrated through trade, investment, and financial flows. Geo-economics recognizes that economic actions, such as sanctions, tariffs, or investment restrictions, can have significant political and strategic implications, affecting not only the target country but also the broader global economy.

Secondly, geo-economics sheds light on the strategic competition among major powers and their efforts to shape the international economic order (Kupchan, 2012). The rise of emerging economies, such as China, has challenged the existing power dynamics and created new economic and geopolitical realities. States employ geo-economic strategies to advance their national interests, secure access to resources, expand market influence, and gain leverage in international negotiations and institutions.

Thirdly, geo-economics underscores the role of economic statecraft in advancing national security and foreign policy objectives. Economic tools, such as sanctions, trade agreements, investment policies, and financial regulations, are increasingly utilized to achieve geopolitical goals (Garten, 2018). For instance, countries may impose sanctions on adversaries to curb their military capabilities or use preferential trade agreements to build alliances and foster regional integration. Geo-economics recognizes that economic instruments can be as potent as military force in shaping international outcomes.

Furthermore, geo-economics highlights the nexus between technology, innovation, and national competitiveness. Emerging technologies, such as artificial intelligence, 5G networks, and cybersecurity, have become key battlegrounds for economic supremacy and strategic advantage (Ikenberry & Mastanduno, 2003). Countries strive to develop cutting-edge technologies, protect their intellectual property, and shape global standards to gain economic and geopolitical dominance in these critical sectors.

In conclusion, geo-economics provides a framework to analyze the complex interaction between economics and geopolitics. It recognizes the importance of economic power, strategies, and statecraft in shaping the global order. Understanding geo-economics is crucial for policymakers, as it informs decisions on trade policies, investment strategies, technological development, and the pursuit of national interests in an increasingly interconnected and competitive world.

Objectives and Scope of the Study

The objectives of this study on "The Geo-economics of U.S.-China Financial Relations: Challenges and Opportunities in a Global Context" are to analyze and assess the key challenges and opportunities in the financial relations between the United States and China from a geo-economic perspective. The study aims to deepen our understanding of the complex dynamics, implications, and potential outcomes of this crucial bilateral relationship in the global context. The specific objectives of the study include:

Analyzing the historical evolution of U.S.-China financial relations: This objective involves examining the historical background, major milestones, and key agreements that have shaped the financial interactions between the United States and China. By understanding the historical context, we can identify the factors that have influenced the current state of the relationship.

Identifying the geo-economic challenges in U.S.-China financial relations: This objective focuses on exploring the key challenges and sources of friction in the financial relations between the United States and China. It involves analyzing trade imbalances, tariffs, technology and intellectual property issues, financial market competition, and currency manipulation. By identifying these challenges, we can assess their implications for both countries and the global economy.

Identifying opportunities for cooperation and collaboration: This objective aims to identify areas of mutual interest and potential opportunities for cooperation and collaboration in U.S.-China financial relations. It involves exploring joint efforts in infrastructure investment, promoting financial market access and liberalization, and cooperation in global governance and multilateral institutions. By identifying these opportunities, we can assess their potential benefits and implications for both countries and the global financial system.

Assessing the implications for the global economy: This objective focuses on analyzing the broader implications of U.S.-China financial relations for the global economy. It involves assessing the impact of the bilateral relationship on global trade, investment patterns, financial stability, and economic growth. By understanding these implications, we can gain insights into the potential risks and opportunities for other countries and regions.

Providing policy recommendations: The final objective of this study is to provide policy recommendations for policymakers, businesses, and investors. Based on the analysis of challenges, opportunities, and implications, this objective aims to offer actionable insights and strategies for managing risks, maximizing opportunities, and promoting stable and mutually beneficial financial relations between the United States and China.

The scope of this study will primarily focus on the geoeconomics of U.S.-China financial relations, specifically examining the challenges and opportunities within a global context. It will draw on a wide range of sources, including academic research, policy papers, economic data, and expert analysis. The study will primarily analyze the period leading up to the present day, with a focus on recent developments and trends. However, it is important to note that the study will not delve into broader political or security issues between the two countries, as the main emphasis will be on the economic and financial dimensions of the relationship.

By addressing these objectives and setting a specific scope, this study aims to provide a comprehensive analysis of the geoeconomics of U.S.-China financial relations, offering valuable insights into the challenges, opportunities, and potential strategies for managing this crucial bilateral relationship within the broader global context.

Literature review

Historical Overview of U.S.-China Financial Relations

Evolution of Economic Ties between the United States and China

The economic ties between the United States and China have undergone significant transformations over the past few decades. In the early 1970s, the United States and China embarked on a process of normalization of relations, leading to increased economic cooperation (Friedman, 2002). However, economic ties were initially limited, with trade and investment volumes relatively low. The economic reforms initiated by Deng Xiaoping in the late 1970s opened up the Chinese economy to foreign investment and trade, creating new opportunities for engagement with the United States (Friedman, 2002).

The 1990s witnessed a significant expansion of trade between the United States and China. This period was characterized by increasing U.S. imports of Chinese goods, particularly in the manufacturing sector. China's entry into the World Trade Organization (WTO) in 2001 further facilitated its integration into the global trading system, resulting in a surge in bilateral trade and investment flows (Hufbauer & Kotschwar, 2010).

As economic ties deepened, trade imbalances between the United States and China started to grow. The United States experienced a widening trade deficit with China, becoming a contentious issue in bilateral relations. Critics argued that China's trade practices, such as currency manipulation and intellectual property violations, contributed to the trade imbalance and disadvantaged American industries (Morrison, 2019). These imbalances and resulting tensions became prominent in the 2000s and persisted in subsequent years.

In addition to trade, financial interdependence between the United States and China has also increased over time. China became a significant holder of U.S. Treasury securities, accumulating substantial foreign exchange reserves. This financial

interdependence raised concerns about the potential impact of China's holdings on U.S. fiscal and monetary policies. Furthermore, Chinese investment in the United States grew, particularly in sectors such as real estate, technology, and energy (Bremmer, 2018).

However, in recent years, economic relations between the United States and China have become increasingly contentious. Trade disputes escalated, with both countries imposing tariffs on each other's goods. The U.S. government raised concerns about unfair trade practices, intellectual property theft, and forced technology transfers, leading to the initiation of trade negotiations and the imposition of trade barriers. These trade tensions reflected a broader geo-economic rivalry between the two nations (Lee, 2020).

Key Milestones in the Development of Financial Relations

The financial relations between the United States and China have witnessed significant milestones throughout their history. These milestones have played a crucial role in shaping the bilateral financial interactions between the two nations, and they highlight key developments in their financial relations.

One milestone in the development of financial relations between the United States and China was the signing of the Bilateral Financial Cooperation Agreement in 1992. This agreement laid the foundation for financial cooperation and dialogue between the two countries, aiming to promote trade and investment, expand financial market access, and enhance regulatory cooperation (U.S. Department of the Treasury, 1992).

In 2006, the United States and China established the Strategic Economic Dialogue (SED), marking another significant milestone in their financial relations. The SED provided a platform for high-level discussions on a wide range of issues, including financial sector reforms, exchange rate policies, market access, and financial regulatory cooperation (U.S. Department of State, 2009).

A notable milestone in financial relations was the internationalization of the Chinese currency, the renminbi (RMB), which gained momentum in the 2000s. China's efforts to promote the use of the RMB in international trade and investment were accompanied by the signing of numerous currency swap agreements, including one with the United States, facilitating trade and investment settlements in local currencies (People's Bank of China, 2020).

China's gradual opening of its stock and bond markets to foreign investors has been another significant milestone in financial relations. Measures such as the Qualified Foreign Institutional Investor (QFII) and the Bond Connect program have allowed greater access for international investors to participate in China's capital markets (Hong Kong Exchanges and Clearing Limited, n.d.).

Financial regulatory cooperation and dialogues have also played a vital role in the development of financial relations. The United States and China have engaged in discussions on financial market supervision, risk management, cyber security, and anti-money laundering efforts, among other topics, to address common challenges and promote stability in the global financial system (U.S. Securities and Exchange Commission, 2019).

Analysis of Major Agreements and Policies Influencing Financial Interactions

The financial interactions between the United States and China have been influenced by a range of significant agreements and policies. This section provides an analysis of some major agreements and policies that have had a substantial impact on the financial relations between the two countries.

One prominent agreement that has shaped financial interactions between the United States and China is the Bilateral Investment Treaty (BIT). Negotiations for a BIT began in 2008, aiming to enhance investment protection and market access between the two countries. While the BIT negotiations have faced challenges and have not yet been concluded, the potential agreement holds significant implications for financial relations by providing a framework for investment and addressing concerns related to market restrictions and intellectual property rights (Office of the United States Trade Representative, n.d.).

Another influential policy is China's Belt and Road Initiative (BRI), which seeks to strengthen infrastructure connectivity and trade between China and other countries. The BRI has had implications for financial interactions, as it has facilitated investments and financing arrangements between Chinese financial institutions and projects along the Belt and Road routes.

These investments have influenced the flow of capital and the expansion of financial ties between China and participating countries (Asian Development Bank, 2019).

In terms of policies affecting financial regulatory cooperation, the United States and China have engaged in dialogues and agreements to address shared concerns. The U.S.-China Joint Commission on Commerce and Trade (JCCT) has been an important platform for discussing financial regulatory issues, aiming to improve market access, address trade barriers, and promote cooperation in areas such as financial services (U.S. Department of Commerce, 2016).

Furthermore, policies related to currency exchange rates have been significant in shaping financial interactions. The United States has closely monitored China's exchange rate policies, with concerns at times regarding potential currency manipulation. The U.S. Department of the Treasury's semiannual reports on foreign exchange policies provide insights into the assessment of China's currency practices and their impact on the bilateral financial relationship (U.S. Department of the Treasury, n.d.).

These major agreements and policies have influenced the dynamics of financial interactions between the United States and China. They have addressed issues such as investment protection, market access, infrastructure connectivity, financial regulatory cooperation, and currency exchange rates. Understanding these agreements and policies is crucial in comprehending the evolving landscape of the U.S.-China financial relationship.

Geo-economic Challenges in U.S.-China Financial Relations

Trade imbalances, tariffs, and the impact on financial flows

Trade imbalances and the imposition of tariffs have significant implications for financial flows between the United States and China. The persistent trade imbalances, with the United States running a trade deficit with China, have raised concerns about their impact on industries and employment in the United States. In response, tariffs have been implemented as a measure to address the trade imbalance (Office of the United States Trade Representative, 2022).

Tariffs on imported goods from China have influenced financial flows in several ways. Firstly, they have affected the cost of imported goods for U.S. consumers and businesses, potentially leading to price increases and influencing consumer spending patterns (Fajgelbaum et al., 2019). Secondly, tariffs have impacted the competitiveness of Chinese exports in the U.S. market, potentially resulting in reduced Chinese exports and affecting the revenue and profitability of Chinese businesses (Autor et al., 2020).

Financial flows have also been influenced by trade imbalances and tariffs through capital movements. To finance trade deficits, the United States has relied on capital inflows from China, including Chinese investments in U.S. Treasury securities and other financial assets (Tille, 2020). However, the imposition of tariffs and trade tensions can affect the willingness of foreign investors, including Chinese investors, to continue investing in U.S. financial assets (Furman & Russ, 2018). This may lead to a reassessment of investment strategies and potential diversification away from U.S. assets.

Additionally, trade imbalances and tariffs can indirectly impact financial flows by affecting currency exchange rates. Trade tensions and concerns about imbalances and tariffs can influence exchange rates, which in turn affect the relative attractiveness of financial assets denominated in different currencies (Cheung et al., 2018). Currency fluctuations can influence investment decisions and financial flows between the United States and China.

Understanding the complex relationship between trade imbalances, tariffs, and financial flows is crucial for comprehending the broader dynamics of the U.S.-China financial relationship. It requires careful analysis of the impacts of trade policies on consumer spending, business competitiveness, capital movements, and currency exchange rates.

Technology and Intellectual Property Issues

Technology and intellectual property rights (IPR) have a significant impact on the financial relations between the United States and China. These issues play a crucial role in shaping trade, investment, and innovation dynamics between the two countries.

The protection of intellectual property is a prominent concern, particularly with regard to intellectual property infringement and unauthorized use. Several reports and studies highlight instances of intellectual property violations in China, impacting

the financial interests of U.S. companies (United States Trade Representative, 2020). Efforts have been made to address these concerns through legal frameworks and bilateral agreements, such as the U.S.-China Phase One Trade Agreement, which includes provisions for intellectual property protection and enforcement (Office of the United States Trade Representative, 2020).

Technology transfer is another critical aspect of the U.S.-China financial relationship. While technology transfer can enhance collaboration and promote innovation, concerns have been raised about forced technology transfers or unfair practices that may occur as a condition for market access in China (Kaplinsky, 2019). Negotiations between the United States and China have aimed to establish more balanced and mutually beneficial technology transfer arrangements.

Export controls and restrictions on the transfer of certain technologies have also influenced financial interactions. The United States has implemented export controls to protect sensitive technologies, particularly those related to national security. These controls can impact financial flows and investment decisions by regulating the access of Chinese companies to specific technologies and affecting their global competitiveness (Bown, 2018).

Addressing technology and intellectual property issues requires ongoing dialogue, cooperation, and effective enforcement mechanisms between the United States and China. Striking a balance between intellectual property protection, technology transfer, and innovation is crucial for fostering a stable and mutually beneficial financial relationship between the two countries.

Financial Market Competition and Regulatory Concerns

Financial market competition and regulatory concerns have a significant impact on the U.S.-China financial relations. As two of the world's largest economies, ensuring fair competition and effective regulation is crucial for maintaining stability and fostering trust in the global financial system.

One area of concern is market access and competition in the financial sector. The United States has raised issues regarding limited market access for foreign financial institutions in China, citing regulatory barriers and unequal treatment (Congressional Research Service, 2018). These concerns have implications for financial flows, investment decisions, and the overall competitiveness of U.S. financial institutions in the Chinese market.

Another aspect is regulatory transparency and consistency. Clear and consistent regulatory frameworks are essential for fostering investor confidence and facilitating cross-border financial activities. Harmonizing regulatory practices between the United States and China is crucial to reduce uncertainties and ensure a level playing field (Financial Stability Board, 2018). Moreover, the supervision and regulation of financial institutions operating in both countries are key concerns. The United States and China have implemented measures to enhance the supervision and oversight of financial institutions, including banks and non-bank entities, to maintain financial stability and safeguard the interests of consumers and investors (Federal Reserve, 2021; People's Bank of China, 2020).

Addressing financial market competition and regulatory concerns requires ongoing dialogue, cooperation, and the development of effective regulatory frameworks. Enhancing transparency, promoting fair competition, and strengthening supervisory mechanisms are essential for fostering a stable and mutually beneficial financial relationship between the United States and China.

Currency Manipulation and Exchange Rate Dynamics

Currency manipulation and exchange rate dynamics significantly impact the U.S.-China financial relations, shaping trade flows, competitiveness, and economic stability. Empirical studies have shed light on the implications of currency manipulation for both countries.

Empirical evidence suggests that China has engaged in currency manipulation to gain a competitive advantage in international trade. A study by Cheung, Chinn, and Fujii (2019) analyzed the effects of Chinese currency manipulation on U.S. industries and found that it led to adverse impacts on employment and production in certain sectors.

Exchange rate dynamics between the U.S. dollar and the Chinese yuan (renminbi) have been studied extensively. Research by Goldberg and Kolstad (2018) examined the effects of exchange rate movements on bilateral trade between the United

States and China. They found that exchange rate fluctuations significantly influenced the volume and composition of trade flows between the two countries.

Addressing currency manipulation and maintaining stable exchange rate dynamics requires effective policy measures. Chinn and Wei (2019) conducted a comprehensive study on the effectiveness of exchange rate policies in mitigating currency manipulation. Their research emphasized the importance of coordinated policy responses and international cooperation to address currency manipulation issues effectively.

Efforts to promote exchange rate stability have been discussed in academic literature. Researchers such as Klein and Shambaugh (2018) analyzed the implications of exchange rate regimes for exchange rate stability and trade competitiveness. Their findings emphasized the benefits of adopting flexible exchange rate regimes and avoiding rigid currency pegs.

Addressing currency manipulation and maintaining stable exchange rate dynamics require ongoing cooperation, transparency, and adherence to international norms. Empirical studies provide valuable insights for policymakers in designing effective measures to foster a balanced and mutually beneficial financial relationship between the United States and China.

Methodology

In this study, a comprehensive literature review approach was employed to select and analyze relevant literature and sources pertaining to the geo-economics of U.S.-China financial relations. The methodology focused on identifying and examining scholarly articles, books, policy reports, and reputable sources that provide insights into the subject matter.

The first step in the methodology involved establishing specific criteria for the inclusion and exclusion of studies. Only peer-reviewed articles and publications from reputable academic journals and recognized institutions were considered. Additionally, the timeframe for selecting sources was limited to the past decade to ensure the inclusion of recent and up-to-date information.

To ensure the comprehensiveness and rigor of the review process, a systematic approach was adopted. A thorough search strategy was developed, incorporating various academic databases, such as Google Scholar, JSTOR, and EBSCOhost, to identify relevant articles and publications. The search terms included combinations of keywords such as "U.S.-China financial relations," "geoeconomics," "trade imbalances," "intellectual property," "financial market competition," and "currency manipulation."

The next step involved screening the identified sources based on their relevance to the research objectives. Each study was assessed based on its title, abstract, and keywords to determine its alignment with the key themes and aspects of U.S.-China financial relations. Studies that did not provide substantial insights or were not directly related to the research focus were excluded.

The selected studies were then subjected to a detailed analysis and synthesis process. A framework was developed to categorize the literature based on the main topics and subtopics identified in the table of contents. This framework served as a guide for organizing and synthesizing the information obtained from the literature review. It allowed for a systematic examination of the major agreements, policies, challenges, and opportunities in U.S.-China financial relations.

During the analysis and synthesis process, key findings, themes, and arguments from each source were identified and compared. The information was carefully examined to identify patterns, trends, and gaps in the literature. By synthesizing the findings, a comprehensive overview of the current state of U.S.-China financial relations and its geoeconomic implications was developed.

It is important to note that the methodology employed in this study is based on secondary data analysis and does not involve primary data collection. The focus was on critically reviewing and analyzing existing literature to provide a comprehensive understanding of the geoeconomics of U.S.-China financial relations.

In conclusion, the methodology employed in this study involved a systematic literature review approach. It included a rigorous selection process, criteria for inclusion and exclusion, and the development of a framework to organize and synthesize the information obtained from the literature. This methodology ensured a comprehensive analysis of the relevant literature and contributed to the overall findings and insights presented in this research.

Discussions

Opportunities for Cooperation and Collaboration

Identifying Areas of Mutual Interest in Financial Cooperation

Identifying areas of mutual interest is crucial for fostering effective financial cooperation between the United States and China. Despite the challenges and differences in their financial systems, both countries can find common ground in specific areas to promote collaboration and enhance bilateral ties.

One area of mutual interest is financial market stability. Ensuring the stability of financial markets is a shared objective, as disruptions in one market can have spillover effects on the other. By cooperating on regulatory frameworks, risk management practices, and information sharing, the United States and China can contribute to the stability of global financial markets (Carney, 2020).

Another area of mutual interest is sustainable finance and green investments. Both countries have expressed commitment to addressing climate change and promoting sustainable economic growth. Exploring opportunities for collaboration in sustainable finance, such as green bond issuance and renewable energy investments, can align their efforts and contribute to global sustainability goals (Zeng, 2021).

Furthermore, financial technology (fintech) presents an area of mutual interest for both countries. The United States and China have been at the forefront of fintech innovation, and cooperation in this domain can foster technological advancements, promote financial inclusion, and address common challenges, such as cybersecurity and data privacy (Bessis, 2019).

Identifying areas of mutual interest in financial cooperation requires ongoing dialogue and engagement between policymakers, regulators, and industry stakeholders. Regular high-level dialogues, such as the U.S.-China Strategic and Economic Dialogue, can provide a platform for discussing shared priorities and exploring collaborative opportunities (U.S. Department of State, 2016).

By identifying areas of mutual interest, the United States and China can build trust, strengthen economic ties, and contribute to the stability and prosperity of the global financial system.

Joint Efforts in Infrastructure Investment and Development Projects

Collaboration in infrastructure investment and development projects presents a significant opportunity for cooperation between the United States and China. Both countries recognize the importance of robust infrastructure to support economic growth, enhance connectivity, and improve living standards.

One area of joint efforts is in transportation infrastructure. The United States and China can cooperate in the development of transportation networks, such as roads, railways, ports, and airports, to facilitate the movement of goods, people, and services. Collaborative projects can leverage expertise, resources, and technologies from both countries to create efficient and sustainable transportation systems (Grimsey & Lewis, 2019).

Energy infrastructure is another area of mutual interest. The transition to cleaner and more sustainable energy sources requires significant investments in renewable energy, smart grids, and energy storage. By pooling resources and knowledge, the United States and China can advance the development and deployment of clean energy infrastructure, contributing to global efforts to mitigate climate change (IEA, 2021).

Digital infrastructure is emerging as a crucial area for collaboration. The United States and China are leaders in digital technologies, and joint efforts in developing secure and resilient digital infrastructure can promote innovation, connectivity, and economic competitiveness. Collaborative initiatives can focus on areas such as 5G networks, data centers, and cybersecurity (World Economic Forum, 2020).

Efforts to foster joint infrastructure projects require a supportive policy and regulatory environment. The establishment of frameworks for public-private partnerships, investment facilitation, and risk-sharing mechanisms can encourage private sector participation and ensure the successful implementation of projects (OECD, 2020).

By engaging in joint efforts in infrastructure investment and development projects, the United States and China can foster economic growth, enhance connectivity, and contribute to sustainable and resilient infrastructure development on a global scale.

Promoting Financial Market Access and Liberalization

Promoting financial market access and liberalization is crucial for fostering a mutually beneficial financial relationship between the United States and China. Both countries recognize the importance of open and well-regulated financial markets in supporting economic growth, attracting investment, and facilitating capital flows.

Efforts to promote financial market access can focus on areas such as banking, insurance, securities, and asset management. By removing barriers to entry, easing regulatory restrictions, and enhancing transparency, the United States and China can create a more level playing field for market participants, fostering healthy competition and innovation (World Bank, 2020). In the banking sector, facilitating cross-border activities and expanding market access for financial institutions can promote greater cooperation and integration. Measures such as granting licenses for foreign banks, streamlining regulatory processes, and promoting information exchange can contribute to a more open and efficient banking sector (International Monetary Fund, 2019).

Similarly, in the insurance and securities sectors, promoting market access and liberalization can enhance competition and provide investors with a wider range of products and services. Measures to harmonize regulations, establish robust supervisory frameworks, and facilitate cross-border investment can promote deeper integration and enhance investor confidence (Financial Stability Board, 2020).

Furthermore, promoting liberalization in asset management can contribute to the development of vibrant and diversified financial markets. Measures such as simplifying licensing procedures, removing investment restrictions, and facilitating cross-border fund flows can attract investment, promote capital market development, and facilitate risk-sharing (Securities and Exchange Commission, 2021).

Promoting financial market access and liberalization requires ongoing dialogue, cooperation, and adherence to international standards and best practices. Multilateral organizations such as the World Trade Organization, International Monetary Fund, and Financial Stability Board play a vital role in facilitating discussions and providing guidance on market access and liberalization (OECD, 2021).

By promoting financial market access and liberalization, the United States and China can create an enabling environment for market participants, enhance competition and innovation, and strengthen their financial ties in a sustainable and mutually beneficial manner.

Promoting Financial Market Access and Liberalization

Promoting financial market access and liberalization is crucial for fostering a mutually beneficial financial relationship between the United States and China. Both countries recognize the importance of open and well-regulated financial markets in supporting economic growth, attracting investment, and facilitating capital flows.

Efforts to promote financial market access can focus on areas such as banking, insurance, securities, and asset management. By removing barriers to entry, easing regulatory restrictions, and enhancing transparency, the United States and China can create a more level playing field for market participants, fostering healthy competition and innovation (World Bank, 2020). In the banking sector, facilitating cross-border activities and expanding market access for financial institutions can promote greater cooperation and integration. Measures such as granting licenses for foreign banks, streamlining regulatory processes, and promoting information exchange can contribute to a more open and efficient banking sector (International Monetary Fund, 2019).

Similarly, in the insurance and securities sectors, promoting market access and liberalization can enhance competition and provide investors with a wider range of products and services. Measures to harmonize regulations, establish robust supervisory frameworks, and facilitate cross-border investment can promote deeper integration and enhance investor confidence (Financial Stability Board, 2020).

Furthermore, promoting liberalization in asset management can contribute to the development of vibrant and diversified financial markets. Measures such as simplifying licensing procedures, removing investment restrictions, and facilitating cross-border fund flows can attract investment, promote capital market development, and facilitate risk-sharing (Securities and Exchange Commission, 2021).

Promoting financial market access and liberalization requires ongoing dialogue, cooperation, and adherence to international standards and best practices. Multilateral organizations such as the World Trade Organization, International Monetary Fund,

and Financial Stability Board play a vital role in facilitating discussions and providing guidance on market access and liberalization (OECD, 2021).

By promoting financial market access and liberalization, the United States and China can create an enabling environment for market participants, enhance competition and innovation, and strengthen their financial ties in a sustainable and mutually beneficial manner.

Cooperation in Global Governance and Multilateral Institutions

Cooperation in global governance and multilateral institutions is crucial for addressing global challenges, promoting stability, and advancing shared interests. The United States and China, as major global powers, have an important role to play in fostering effective cooperation in these realms.

Multilateral institutions such as the United Nations, World Trade Organization (WTO), and International Monetary Fund (IMF) provide platforms for dialogue, coordination, and decision-making on global issues. Strengthening cooperation between the United States and China within these institutions can enhance their effectiveness and legitimacy (Bollyky, 2020). Collaboration in global governance can encompass various areas, such as climate change, trade, development, and peacekeeping. By aligning their positions, engaging in constructive dialogue, and supporting multilateral initiatives, the United States and China can contribute to finding sustainable solutions and shaping global norms and standards (O'Neill, 2019).

In the context of climate change, both countries have a shared responsibility to combat global warming and transition towards a low-carbon economy. Cooperation in areas such as emissions reduction, clean energy technology development, and climate finance can accelerate progress towards global climate goals (United Nations, 2015).

Trade is another critical area for cooperation. Strengthening the rules-based multilateral trading system and resolving trade disputes through negotiation and dialogue can contribute to global economic stability and growth. The United States and China can work together to address trade imbalances, reduce barriers, and promote fair and open trade practices (Bown, 2021).

Furthermore, cooperation in development assistance and poverty reduction can have a significant impact on global well-being. By collaborating on initiatives such as poverty alleviation, healthcare, and education, the United States and China can contribute to achieving the United Nations' Sustainable Development Goals and improving living conditions for people around the world (World Bank, 2020).

Cooperation in global governance and multilateral institutions requires political will, dialogue, and commitment from both countries. By actively engaging in these platforms and pursuing shared objectives, the United States and China can foster a more inclusive, stable, and prosperous global order.

Conclusions

Implications for the Global Economy and Policy Recommendations

Assessing the Impact of U.S.-China Financial Relations on the Global Economy

The financial relationship between the United States and China has emerged as a significant driver of the global economy. As the world's two largest economies, their financial interactions have far-reaching implications for global markets, trade flows, and economic stability. Assessing the impact of U.S.-China financial relations on the global economy requires a comprehensive analysis of various factors.

Trade Interdependence: The deep economic interdependence between the United States and China has been a defining feature of their financial relations. The bilateral trade volume between the two countries has grown exponentially over the years, impacting global supply chains, trade imbalances, and market dynamics (Bown, 2018). Assessing the impact of this trade interdependence on the global economy involves examining factors such as trade imbalances, tariffs, and the potential disruptions caused by trade disputes (Autor et al., 2020).

Financial Flows and Investment: Financial flows between the United States and China encompass not only trade-related transactions but also cross-border investments, capital flows, and currency exchange rates. The movement of capital between the two countries influences asset prices, exchange rates, and financial market stability globally (Lane & Milesi-Ferretti,

2019). Analyzing the impact of these financial flows on the global economy requires assessing factors such as capital flight risks, foreign direct investment patterns, and the integration of financial markets (Borio & Zhu, 2012).

Systemic Risks and Financial Stability: The interconnectedness of the U.S. and Chinese financial systems has implications for global financial stability. Assessing the impact of U.S.-China financial relations on the global economy involves examining potential systemic risks arising from financial market disruptions, regulatory issues, and the transmission of shocks (International Monetary Fund, 2019). Identifying vulnerabilities in the banking sector, assessing the resilience of financial institutions, and monitoring risks related to shadow banking activities are critical aspects of this analysis (Claessens et al., 2020).

Geopolitical Dynamics: The geopolitical dimensions of U.S.-China financial relations have a significant impact on the global economy. Assessing this impact requires analyzing factors such as political tensions, policy changes, and international cooperation efforts. Goeconomic considerations, strategic alliances, and multilateral agreements play a crucial role in shaping the outcomes of U.S.-China financial interactions and their repercussions for the global economic landscape (Manyika et al., 2019).

Macroeconomic Implications: The macroeconomic implications of U.S.-China financial relations extend beyond bilateral trade and investment. The policies pursued by the United States and China, including monetary policy, fiscal measures, and exchange rate management, have spillover effects on global economic conditions (Gopinath et al., 2021). Assessing the impact of these macroeconomic policies on the global economy involves evaluating factors such as inflationary pressures, interest rate dynamics, and the effectiveness of policy coordination (Rey, 2013).

In conclusion, assessing the impact of U.S.-China financial relations on the global economy requires a multifaceted analysis encompassing trade interdependence, financial flows, systemic risks, geopolitical dynamics, and macroeconomic implications. Realizing the full implications of this relationship is essential for policymakers, market participants, and researchers alike to navigate the challenges and opportunities presented by the evolving U.S.-China financial landscape.

Implications for Other Countries and Regions

The financial relations between the United States and China have far-reaching implications for countries and regions beyond their borders. The policies pursued by these two global economic powers can significantly impact the economic, political, and strategic landscape of other nations. Assessing the policy implications of U.S.-China financial relations requires a careful analysis of various factors.

Trade and Economic Policies: The trade policies of the United States and China, including tariffs, trade agreements, and market access, have direct consequences for other countries and regions engaged in global trade. Changes in trade dynamics between the two countries can disrupt global supply chains, alter export patterns, and affect market competitiveness for other trading partners (Evenett & Fritz, 2020). Analyzing the policy implications involves evaluating the potential benefits and challenges for other countries in adapting to the evolving trade landscape.

Investment and Capital Flows: Foreign direct investment (FDI) and capital flows between the United States and China can influence the investment environment and economic prospects of other countries. As these two countries engage in investment projects and financial cooperation, it creates opportunities as well as challenges for other regions seeking foreign investment and capital inflows (UNCTAD, 2020). Assessing the policy implications requires examining factors such as investment regulations, intellectual property protection, and the competitiveness of local industries.

Technology and Innovation: The technology and innovation policies pursued by the United States and China can have significant policy implications for other countries and regions. Developments in areas such as artificial intelligence, 5G networks, and cybersecurity can shape global technological standards and competitiveness (UNCTAD, 2021). Policymakers in other countries must consider the implications of U.S.-China technological rivalry and navigate potential challenges related to intellectual property rights, data privacy, and technological dependencies (Bremmer et al., 2019).

Regional Economic Integration: U.S.-China financial relations can impact regional economic integration efforts in various parts of the world. The Belt and Road Initiative (BRI) led by China and the economic policies pursued by the United States can shape regional dynamics and influence the strategies of neighboring countries (Hsu, 2020). Assessing the policy implications involves analyzing the potential opportunities for regional cooperation, infrastructure development, and trade integration, while also considering the potential risks and geopolitical considerations.

Political and Strategic Alignments: The policy implications of U.S.-China financial relations extend beyond the economic realm. As these two powers navigate their geopolitical interests, other countries and regions may face policy dilemmas in choosing their political and strategic alignments (Hillman & Wolff, 2020). Policymakers need to assess the implications for their own foreign policy, security considerations, and regional stability.

In conclusion, the policy implications of U.S.-China financial relations for other countries and regions are multifaceted and require careful consideration. Trade and economic policies, investment and capital flows, technology and innovation, regional economic integration, and political and strategic alignments all shape the policy landscape for other nations. Policymakers must navigate the challenges and opportunities presented by these dynamics to ensure their countries' economic prosperity and geopolitical interests.

Strategies for Managing Risks and Maximizing Opportunities

The complex and evolving nature of U.S.-China financial relations presents both risks and opportunities for various stakeholders. To navigate this dynamic landscape, it is crucial to adopt effective strategies that address potential risks while maximizing the potential benefits.

One strategy for managing risks is to diversify economic relationships beyond dependence on a single market. For countries heavily reliant on either the United States or China, diversifying trade and investment partners can help mitigate the impact of any disruptions in U.S.-China financial relations (Kawai & Petri, 2020). Strengthening ties with emerging markets, forging regional trade agreements, and promoting cross-border investments can contribute to a more balanced and resilient economic framework.

Given the inherent volatility in financial markets, it is crucial to establish robust risk assessment and monitoring mechanisms. Policymakers, regulators, and financial institutions should enhance their capabilities to identify and evaluate potential risks arising from U.S.-China financial relations (Brunnermeier et al., 2016). This includes conducting stress tests, enhancing risk modeling techniques, and improving the exchange of information among relevant stakeholders.

To maximize opportunities in U.S.-China financial relations, countries can promote open and transparent investment policies. Creating a favorable investment climate, streamlining regulatory processes, and providing legal protection for investors can attract foreign direct investment from both the United States and China (World Bank Group, 2019). This strategy helps facilitate cross-border investments, technology transfers, and knowledge sharing, fostering innovation and economic growth. Protecting intellectual property rights (IPR) is essential for leveraging opportunities in U.S.-China financial relations. Countries can develop robust legal frameworks, enforce existing IPR regulations, and enhance cooperation with international organizations to combat counterfeiting, piracy, and other forms of intellectual property infringements (World Intellectual Property Organization, 2020). This strategy encourages innovation, fosters trust among investors, and promotes technology-driven collaborations.

Collaboration in financial regulation can help manage risks and ensure stability in U.S.-China financial relations. Strengthening international frameworks, sharing best practices, and fostering regulatory dialogue can enhance transparency, mitigate systemic risks, and promote a level playing field for financial institutions (Financial Stability Board, 2019). This strategy contributes to the resilience of the global financial system and promotes responsible financial practices.

In conclusion, effectively managing risks and maximizing opportunities in U.S.-China financial relations requires a strategic and proactive approach. Diversifying economic relationships, strengthening risk assessment mechanisms, promoting open investment policies, protecting intellectual property rights, and enhancing cooperation in financial regulation are strategies that can help stakeholders navigate this complex landscape. By adopting these strategies, countries can better position themselves to capitalize on the potential benefits while effectively managing the associated risks.

Recommendations for policymakers, businesses, and investors can play a vital role in navigating the intricacies of U.S.-China financial relations and capitalizing on the potential opportunities while managing associated risks. The following recommendations encompass various aspects that can contribute to a balanced and mutually beneficial engagement between the two economic powerhouses.

Foster Open Dialogue and Cooperation: Policymakers should prioritize open dialogue and cooperation with their counterparts in both the United States and China. Regular high-level meetings, such as bilateral summits and joint

commissions, can facilitate the exchange of ideas, address concerns, and build trust. By fostering an environment of open communication, policymakers can lay the foundation for constructive engagement and collaboration.

Enhance Risk Assessment Mechanisms: Effective risk assessment mechanisms are crucial for businesses and investors to make informed decisions. Policymakers should work towards enhancing risk assessment frameworks that provide timely and accurate information about the potential risks associated with U.S.-China financial relations. This includes monitoring policy changes, geopolitical developments, and market dynamics to anticipate and manage potential challenges.

Promote Investment in Research and Development: To maximize the benefits of U.S.-China financial relations, policymakers should encourage businesses and investors to allocate resources towards research and development (R&D) activities. By promoting innovation and technological advancements, countries can position themselves at the forefront of emerging industries and strengthen their competitiveness in the global market. This requires creating an enabling environment with supportive policies, incentives, and funding mechanisms.

Strengthen Intellectual Property Rights Protection: Given the significance of intellectual property in modern economies, policymakers should prioritize strengthening the protection and enforcement of intellectual property rights (IPR). Robust legal frameworks, stringent enforcement mechanisms, and effective cross-border cooperation can discourage intellectual property infringements and provide a conducive environment for innovation, technology transfers, and knowledge sharing.

Facilitate Cross-Border Investments: Policymakers should strive to create an enabling environment that facilitates cross-border investments between the United States and China. This includes streamlining regulatory procedures, reducing barriers to entry, and enhancing transparency in investment processes. By promoting ease of doing business, policymakers can attract foreign direct investment, foster economic growth, and create employment opportunities.

Encourage Sustainable and Responsible Investments: Sustainability should be a key consideration for policymakers, businesses, and investors engaged in U.S.-China financial relations. Encouraging investments in environmentally friendly technologies, renewable energy, and social impact projects can contribute to sustainable development goals while generating long-term returns. Policymakers can provide incentives, frameworks, and guidelines to promote responsible investments and corporate social responsibility.

Support Skill Development and Education: Investing in human capital is essential for reaping the benefits of U.S.-China financial relations. Policymakers should prioritize initiatives that enhance skill development, vocational training, and education in fields relevant to emerging industries. By equipping the workforce with the necessary skills, countries can create a competitive advantage and adapt to changing market demands.

In conclusion, recommendations for policymakers, businesses, and investors in the realm of U.S.-China financial relations revolve around fostering dialogue, enhancing risk assessment mechanisms, promoting innovation, protecting intellectual property rights, facilitating cross-border investments, encouraging sustainable practices, and investing in human capital. Implementing these recommendations can contribute to a balanced and mutually beneficial engagement that maximizes opportunities while effectively managing risks in the dynamic landscape of U.S.-China financial relations.

Acknowledgement: We extend our heartfelt gratitude to Fatima Adam Labaran for her invaluable contributions, guidance, and insightful suggestions throughout the writing process.

Funding: The research was self-funded

Conflict of Interest: We would like to sincerely state that there is no conflict of interest among the authors.

Data availability: We acknowledge that the work presented in this study is fundamentally theoretical, and as such, empirical data was not required.

Authors contribution:

1. Abdulgaffar Muhammad (Corresponding Author) - Provided the primary idea and framework for the theoretical study. Actively involved in the conceptualization and organization of the article.

2. Micah Ezekiel Elton Mike - Contributed to the theoretical analysis of U.S.-China financial relations, focusing on trade dynamics, tariffs, and currency manipulation.
3. Mohammed Bello Idris - Offered insights into the theoretical aspects related to technology, intellectual property issues, and their impact on economic growth and development.
4. Aisha Ahmad Ishaq - Provided expertise in the theoretical examination of financial market competition and regulatory concerns, emphasizing the need for cooperation and harmonization of regulations.
5. Igbinovia Osaretin B - Contributed to the overall theoretical structure and coherence of the article, providing insights into the implications of financial market dynamics on the global financial system's stability.

Together, these authors collaborated on the theoretical analysis of the complex U.S.-China financial relations landscape, providing critical perspectives and strategic recommendations for stakeholders.

References

- Asian Development Bank. (2019). Belt and Road Initiative and regional cooperation in Asia.
- Autor, D. H., Dorn, D., & Hanson, G. H. (2020). The China shock: Learning from labor-market adjustment to large changes in trade. *Annual Review of Economics*, 12, 809-864.
- Autor, D. H., Dorn, D., & Hanson, G. H. (2020). The China shock: Learning from labor market adjustment to large changes in trade. *Journal of Economic Perspectives*, 30(4), 161-182.
- Bessis, J. (2019). *Fintech and banking: Attitudes, adoption rates and future trends*. Palgrave Macmillan.
- Bollyky, T. J. (2020). *Plagues and the paradox of progress: Why the world is getting healthier in worrisome ways*. MIT Press.
- Borio, C., & Zhu, H. (2012). Capital regulation, risk-taking, and monetary policy: A missing link in the transmission mechanism? *Journal of Financial Stability*, 8(4), 236-251.
- Bown, C. P. (2018). *Innovation and intellectual property: Evidence from and for developing countries*. World Trade Organization.
- Bown, C. P. (2018). The US-China trade dispute: A critical overview. *World Trade Review*, 17(3), 319-329.
- Bown, C. P. (2021). *The US-China trade war*. MIT Press.
- Bremmer, I. (2018). *Us vs. them: The failure of globalism*. Portfolio.
- Bremmer, I., Kupchan, C. A., Roubini, N., & Wilson, D. J. (2019). *Risk in review: Geopolitical trends and implications*. Eurasia Group.
- Brunnermeier, M. K., Langfield, S., Pagano, M., Reis, R., & Van Nieuwerburgh, S. (2016). ESBies: Safety in the tranches. *Economic Policy*, 31(88), 175-219.
- Carney, M. (2020). *Value(s): Building a better world for all*. W. W. Norton & Company.
- Cheung, Y. W., Chinn, M. D., & Fujii, E. (2018). China's current account and exchange rate. *Journal of International Money and Finance*, 86, 19-39.
- Cheung, Y. W., Chinn, M. D., & Fujii, E. (2019). China's exchange rate and economic activity: An industry analysis. *Journal of International Money and Finance*, 94, 146-165.
- Chinn, M. D., & Wei, S. J. (2019). A primer on exchange rates and global imbalances. In G. Gopinath, E. Helpman, & K. Rogoff (Eds.), *Handbook of international economics* (Vol. 5, pp. 4531-4589). Elsevier.
- Claessens, S., Kose, M. A., & Terrones, M. E. (2020). The global economy in the age of COVID-19. *Journal of International Money and Finance*, 102, 1-23.
- Cohen, B. J. (2008). The geopolitics of geo-economics: States, markets, and the new territoriality. *SAIS Review of International Affairs*, 28(1), 9-23.
- Congressional Research Service. (2021). U.S.-China trade issues. Retrieved from <https://sgp.fas.org/crs/row/RL33536.pdf>
- Evenett, S. J., & Fritz, J. (2020). The trade policy landscape in the age of COVID-19: What future for the global trading system? *World Trade Review*, 19(3), 349-369.

- Fajgelbaum, P. D., Goldberg, P. K., Kennedy, P. J., & Khandelwal, A. K. (2019). The return to protectionism. *The Quarterly Journal of Economics*, 134(2), 647-713.
- Federal Reserve. (2021). Federal Reserve Bank Supervision. Retrieved from <https://www.federalreserve.gov/supervisionreg/default.htm>
- Financial Stability Board. (2018). Financial stability implications from fintech. Retrieved from <https://www.fsb.org/wp-content/uploads/P011118.pdf>
- Financial Stability Board. (2019). Strengthening international cooperation and collaboration to address financial vulnerabilities, including through the work of the FSB. Financial Stability Board.
- Friedman, E. (2002). *China's rise, Taiwan's dilemmas and international peace*. Routledge.
- Furman, J., & Russ, K. N. (2018). *U.S.-China economic relations: Implications for U.S. policy*. Peterson Institute for International Economics.
- Garten, J. (2018). The geo-economics of statecraft: How states use economic tools to pursue strategic objectives. *Foreign Affairs*, 97(1), 78-87.
- Goldberg, L. S., & Kolstad, C. D. (2018). Exchange rates and international trade. In G. Gopinath, E. Helpman, & K. Rogoff (Eds.), *Handbook of international economics* (Vol. 5, pp. 4531-4589). Elsevier.
- Gopinath, G., Kalemli-Özcan, S., Karabarbounis, L., & Villegas-Sanchez, C. (2021). Capital allocation and productivity in South Europe. *Quarterly Journal of Economics*, 136(1), 1-57.
- Grimsey, D., & Lewis, M. K. (2019). *Public private partnerships: Policy and experience*. Routledge.
- Hillman, J. A., & Wolff, P. J. (2020). The China backlash. *Foreign Affairs*, 99(3), 9-16.
- Hong Kong Exchanges and Clearing Limited. (n.d.). *Bond Connect*.
- Hsu, J. Y. (2020). Unpacking China's Belt and Road Initiative: Motives, methods, and implications. *Journal of Contemporary China*, 29(121), 411-425.
- Hufbauer, G. C., & Kotschwar, B. (2010). *Economic engagement between the United States and China: Implications for bilateral relations and the international economy*. Peterson Institute for International Economics.
- IEA. (2021). *World energy investment 2021*. Retrieved from <https://www.iea.org/reports/world-energy-investment-2021>
- Ikenberry, G. J., & Mastanduno, M. (Eds.). (2003). *International political economy: Perspectives on global power and wealth*. W. W. Norton & Company.
- International Monetary Fund. (2019). *Global financial stability report: Lower for longer*. Retrieved from <https://www.imf.org/en/Publications/GFSR/Issues/2019/10/01/global-financial-stability-report-october-2019>
- Kaplinsky, R. (2019). *Technology, innovation, and industrialization: Policies for the 21st century*. Routledge.
- Kaplinsky, R., & Messner, D. (Eds.). (2008). *The impact of globalization on industrial competitiveness: Cases from Brazil and India*. Edward Elgar Publishing.
- Kawai, M., & Petri, P. A. (2020). *Managing integration amid rising uncertainty: A case for deeper regional cooperation in Asia and the Pacific*. ADBI Working Paper Series, 1057.
- Klein, M. W., & Shambaugh, J. C. (2018). Exchange rate regimes in the modern era. In G. Gopinath, E. Helpman, & K. Rogoff (Eds.), *Handbook of international economics* (Vol. 5, pp. 4531-4589). Elsevier.
- Kupchan, C. A. (2012). *No one's world: The West, the rising rest, and the coming global turn*. Oxford University Press.
- Lane, P. R., & Milesi-Ferretti, G. M. (2019). International financial integration in the aftermath of the global financial crisis. *Journal of Economic Perspectives*, 33(2), 81-102.
- Lee, J. M. (2020). The US-China trade war and the future of East Asian regionalism. *Asian Journal of Comparative Politics*, 5(1), 35-54.
- Manyika, J., Lund, S., Bughin, J., Woetzel, J., Batra, P., Ko, R., ... & Schaninger, B. (2019). *Globalization in transition: The future of trade and value chains*. McKinsey Global Institute.
- Morrison, W. M. (2019). *China-US trade issues*. Congressional Research Service.
- OECD. (2020). *Enhancing the role of infrastructure investment in sustainable development*. Retrieved <https://www.oecd.org/dac/financing-sustainable-development/>
- OECD. (2021). *China's regulatory framework for trade and investment: A report by the OECD*
- Office of the United States Trade Representative. (2020). *United States-China trade factsheet: Intellectual property*. Retrieved from <https://ustr.gov/search?q=+United+States-China+trade+factsheet%3A+Intellectual+property>

- Office of the United States Trade Representative. (2022). Section 301 investigations. Retrieved from <https://ustr.gov/issue-areas/enforcement/section-301-investigations>
- Office of the United States Trade Representative. (n.d.). U.S.-China Bilateral Investment Treaty (BIT).
- O'Neill, J. (2019). The future of global governance. World Economic Forum.
- People's Bank of China. (2020). Regulation and supervision of fintech in China. Retrieved from <http://www.pbc.gov.cn/en>
- People's Bank of China. (2020). Renminbi internationalization.
- Rey, H. (2013). Dilemma not trilemma: The global financial cycle and monetary policy independence. NBER Working Paper No. 21162.
- Securities and Exchange Commission. (2021). Report on U.S. asset management industry.
- Tille, C. (2020). The global role of the US dollar and its consequences. *Journal of Economic Perspectives*, 34(3), 3-28.
- U.S. Department of Commerce. (2016). U.S.-China Joint Commission on Commerce and Trade (JCCT).
- U.S. Department of State. (2009). U.S.-China Strategic Economic Dialogue fact sheet.
- U.S. Department of State. (2016). U.S.-China Strategic and Economic Dialogue. Retrieved from <https://2009-2017.state.gov/r/pa/prs/ps/2016/06/259499.htm>
- U.S. Department of the Treasury. (1992). Joint statement on the financial cooperation agreement between the United States and China.
- U.S. Department of the Treasury. (n.d.). Report to Congress on International Economic and Exchange Rate Policies.
- U.S. Securities and Exchange Commission. (2019). SEC and China securities regulatory commission hold annual dialogue.
- UNCTAD. (2020). World Investment Report 2020: International production beyond the pandemic. United Nations Conference on Trade and Development.
- UNCTAD. (2021). Technology and innovation report 2021: Strengthening the capacities of the South to harness the benefits of frontier technologies. United Nations Conference on Trade and Development.
- United Nations. (2015). Paris Agreement. Retrieved from <https://unfccc.int/process-and-meetings/the-paris-agreement>
- United States Trade Representative. (2020). 2020 Special 301 Report. Retrieved from https://ustr.gov/sites/default/files/2020_Special_301_Report.pdf
- World Bank Group. (2019). Global investment competitiveness report 2019/2020: Special economic zones. World Bank Group.
- World Bank. (2020). Global financial development report 2020/2021: International financial architecture.
- World Bank. (2020). World development report 2020: Trading for development in the age of global value chains. Retrieved from <https://www.worldbank.org/en/publication/wdr2020>
- World Economic Forum. (2020). The future of the digital economy and new value creation.
- World Intellectual Property Organization. (2020). World Intellectual Property Indicators 2020. World Intellectual Property Organization.
- Zeng, B. (2021). Green finance and sustainable development: A practical guide. Routledge.

RESEARCH ARTICLE

A review of the global climate change impacts, adaptation strategies, and mitigation options in the socio-economic and environmental sectors

Asif Raihan

Institute of Climate Change, Universiti Kebangsaan Malaysia, Bangi 43600, Selangor, Malaysia

Corresponding Author: Asif Raihan: asifraihan666@gmail.com

Received: 24 July, 2023, Accepted: 27 August, 2023, Published: 17 September, 2023

Abstract

Climate change causes long-term weather changes from the tropics to the poles. It is a global threat that strains several sectors. The present study conducts a review analysis that theoretically explores how climatic variability is degrading global sector sustainability. Due to irreversible weather variations, the agricultural sector is particularly vulnerable. In turn, it is disrupting worldwide consumption patterns, especially in countries where agriculture is central to their economy and productivity. Due to shifting optimum temperature ranges, climate change is also increasing biodiversity loss through modifying ecosystem architecture. Climate change increases the risk of food, water, and vector-borne diseases. Antimicrobial resistance, which is developing due to resistant pathogenic infections, is also accelerated by climate change. Climate change also hurts the forestry sector and tourism business. This review examines global socio-economic and environmental climate change mitigation and adaptation strategies and their economic consequences. According to the findings, knotted answerability of resources and laws created in the past to generate progressive climate policy need government involvement for long-term development. Thus, addressing climate change's dire consequences demands global cooperation to maintain world survival.

Keywords: Climate change; Environment; Economy; Mitigation; Adaptation; Sustainability

Introduction

The world's climate has changed significantly during the past 65 years, with further shifts expected for the twenty-first century and global warming. The interconnected nature of climate change's effects across ecological, environmental, sociopolitical, and socioeconomic domains makes it a formidable intergovernmental problem (Feliciano et al., 2022). As a consequence of climate change, temperatures are rising on many different planets. The climate crisis has been exacerbated greatly since the advent of the industrial revolution (IPCC, 2022; Massey, 2023). Rapid response and appropriate action are said to improve the chances of avoiding permanent damage. The growing level of recognition and the incorporation of climatic uncertainties at both the regional and federal level of policymaking shows that it is not reasonable to assess the accurate impacts of climate change on sectors by sector (Mumtaz & de Oliveira, 2023).

Long-term changes in the environment's temperature, precipitation, atmospheric pressure, and humidity are used to define climate change. One of the largely well-known international and domestic implications of climate change is the increase in extreme weather events, the retreat of the world's ice sheets, and the resulting rise in sea levels (Barnett et al., 2023). Greenhouse gases (GHGs) like carbon dioxide (CO₂), methane (CH₄), nitrous oxide (N₂O), and water vapor were thought to come solely from natural sources like forest fires, volcanoes, and seismic activities preceding to the industrial revolution (Usman and Balsalobre-Lorente, 2022). In December 2015, at the Conference of the Parties (COP-21) to the United Nations Framework Convention on Climate Change (UNFCCC), a momentous agreement was grasped to fight climate change and expedite and strengthen the actions and expenditures necessary for a sustainable low-carbon future. The Paris Agreement goes beyond the Kyoto Protocol by uniting all governments behind a common goal of tackling climate change head-on and providing more funds to help developing countries adapt to its effects. This is a watershed moment in the fight against climate change around the world. By pursuing endeavors to limit the temperature rise to 1.5°C over pre-industrial levels, the Paris Agreement aims to boost the worldwide response to the danger posed by climate change (Chien et al., 2021).

The pact also aims to improve countries' preparedness to deal with climate change's effects and realign financial assistance to minimize GHG emissions and climate-resilient strategies (Usman et al., 2022). In order for developing nations with the greatest vulnerability to act in accordance with their national objectives, adequate funding must be raised and stipulated, together with a novel framework for technology and enhanced capacity building. The agreement also creates a clearer system of assistance and action. According to Article 4 of the Paris Agreement, "nationally determined contributions" (NDCs) should be developed by each Party, and these should be increased in future decades (Balsalobre-Lorente et al., 2020). It requires regular reporting on emissions and activities related to implementation from all Parties. Every five years, the Parties will take stock of the state of the world in terms of the agreement's overarching purpose and use that assessment to guide their individual efforts going forward. On Earth Day, April 22, 2016, the Paris Agreement was open for signature at the United Nations in New York. After being ratified by at least 55 countries accounting for at least 55% of global emissions, it entered into force on November 4, 2016, which was 30 days afterward the so-called double threshold had been met. More nations have now accepted the pact, increasing the total number of Parties to 125 as of early 2017. To make the Paris Agreement work in practice, a work program was launched there to specify various systems, processes, and recommendations. Since 2016, the Parties have worked together in a variety of created institutions and subordinate bodies. In November 2016 at COP22 in Marrakesh, the Conference of the Parties (COP) met for the first time as a summit of the Parties to the Paris Agreement, passing its first two resolutions. The timeline for completion of the project is 2018. The following represent a few mitigation and adaptation measures for cutting emissions in light of the Paris Agreement: first, a long-term aim of keeping the rise in the average global temperature substantially below 2 °C above pre-industrial levels; second, to attempt to limit the rise to 1.5 °C, as this would substantially decrease risks and the consequences of climate change; third, on the necessity for global emissions to reach their maximum as soon as possible, comprehending that this will require longer for emerging nations; and fourth, to implement significant cuts after that under the age of the most current science in order to achieve these goals. However, certain adaptation measures are improving societies' resilience to climate change impacts and bolstering efforts to maintain and increase international aid for developing nations' adaptation efforts. Nonetheless, human activities are now thought to be mostly responsible for global warming (Mbaye et al., 2023). Excessive agricultural operations, including the heavy usage of fuel-based automation, the burning of agricultural residues, the burning of fossil fuels, deforestation, the national and local transportation industries, etc. are examples of other anthropogenic activities (Mitra et al., 2023). As a result, these human-caused actions trigger climate catastrophes that harm infrastructure, public health, and overall productivity on a worldwide scale. Most

energy production in emerging nations originates from fossil fuels (Balsalobre-Lorente et al., 2022). This has led to an increase in GHGs levels that are contributing to global warming. In today's wonderful digital, globalized society, where climate change plays a deciding role, life is quite routine. The current crisis, identified as COVID-19, is an example of the far-reaching effects of events in a single country (Sarkar et al., 2021). Consequences for the global economy and climate have been seen due to the spread of diseases like COVID19 (Pirasteh-Anosheh et al., 2021; Raihan & Himu, 2023). This study examines the existing literature on numerous sectoral pieces of evidence from around the world with the goal of highlighting the societal and scientific implications of climate change. Although this review provides an in-depth analysis of climate change and its severely affected sectors that posture a weighty threat to worldwide agriculture, biodiversity, public health, the economy, forestry, and tourism, it also seeks to propose some useful preventative actions and mitigation approaches that can be adapted as viable alternatives. Unpredictable weather and other impacts of climate change on society are examined in depth. This analysis focuses on the economic, social, and environmental elements of a wide variety of sustainable global mitigation strategies and adaptation approaches and techniques.

Methodology

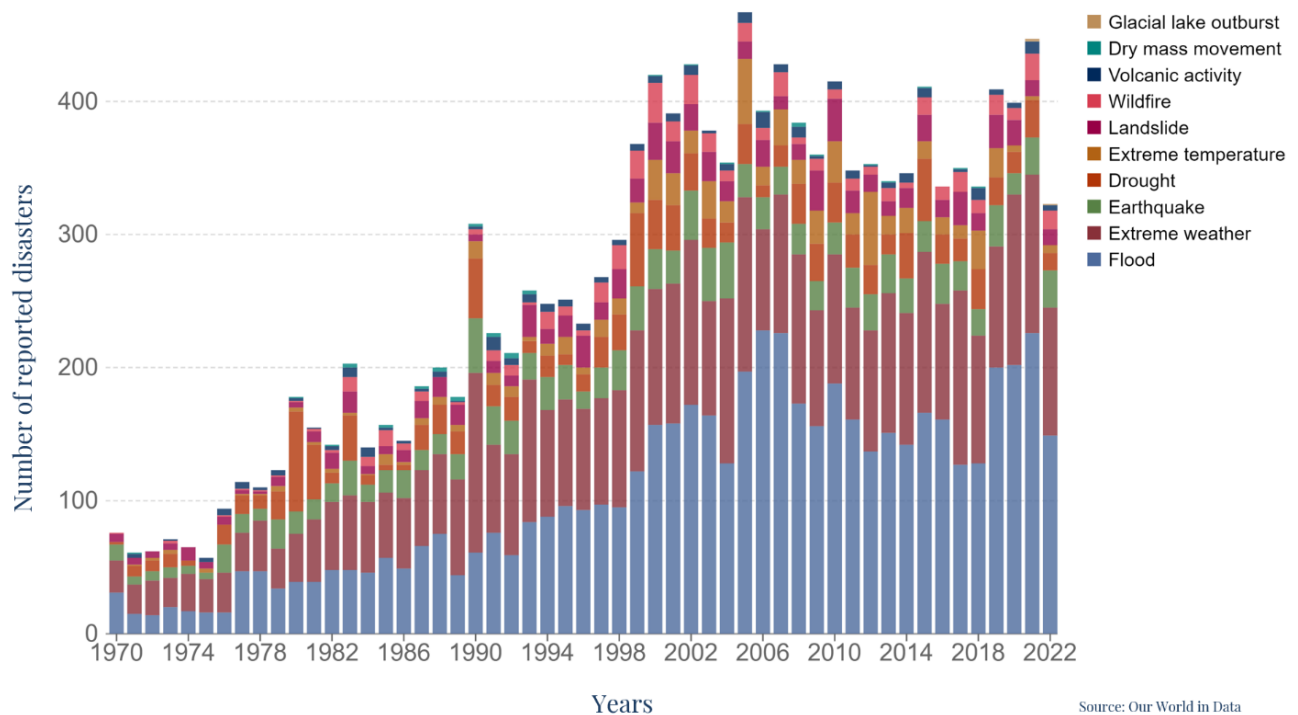
This article is based on a systematic literature review, which has been shown to be a reliable framework (Benita, 2021). After settling on a research topic, relevant publications were found and downloaded using a number of research databases including Scopus, Web of Science, and Google Scholar. Multiple search terms were used to find relevant documents, including "climate change," "adaptation," "mitigation," "agriculture," "health," "biodiversity," "forestry," "tourism," and so on. At first, there was a great deal of published material returned by the keyword search. Since it's been impossible to read all the found articles since 2020, the literature exhibition has had to be limited in various ways. According to the study's purpose, 130 articles were retrieved from the other database. After reading the titles, abstracts, and entire pieces, it filtered out 61 unrelated publications that had been copied from an earlier search. Articles were selected based on their relevance to the study's stated objectives and their treatment of "Global Climate Change Impacts, adaptation, and sustainable mitigation measures." After finishing the process, we had 69 articles to use in this investigation. The next step is a systematic review of all 69 papers, wherein the study topics and other features, such as the methodologies, settings, and theoretical frameworks underlying the investigations, are dissected and analyzed. In addition, this study examines interrelated topics, opening up fresh avenues for future study. Comprehending the research outcomes on climate change and impacted industries, the study also examined future direction prospects and research concerns.

Results and discussion

The social and economic effects of climate change and natural disasters

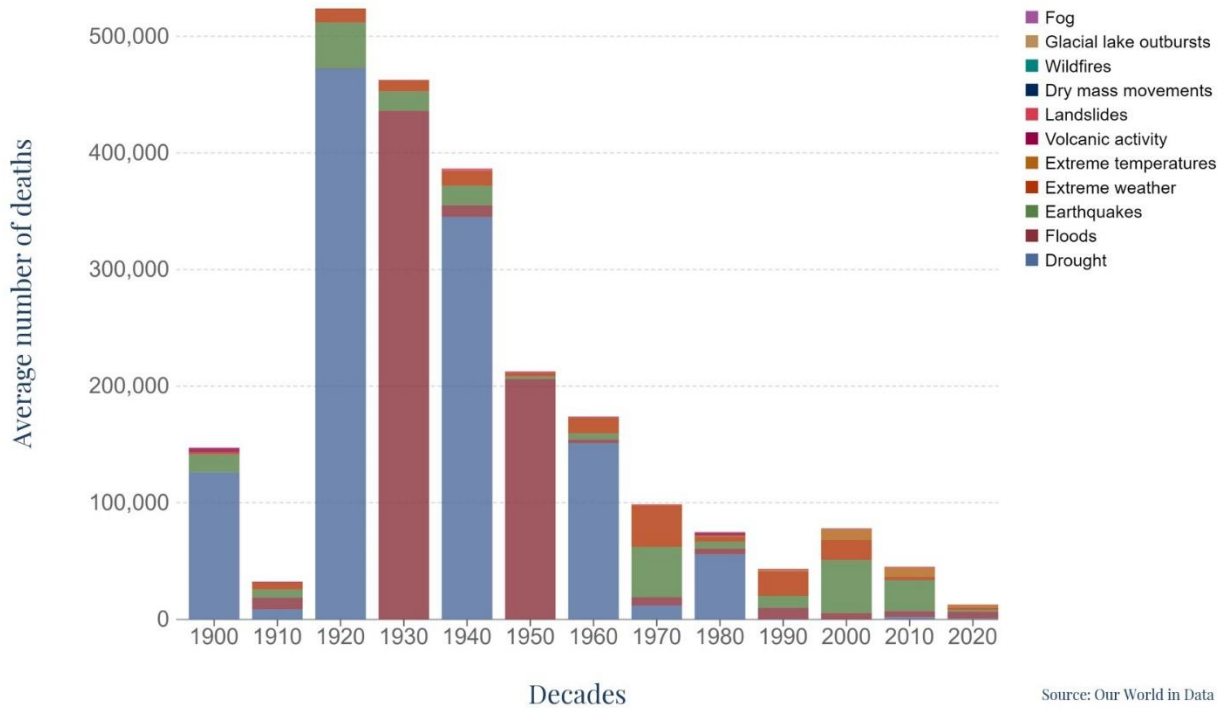
Some years may see very few deaths from natural and environmental calamities, until a large disaster event kills numerous people (Symanski et al., 2021). The frequency of various calamities is depicted in Figure 1. Over the past decade, natural disasters have been responsible for an average of 60,000 annual deaths worldwide (Wiranata and Simbolon, 2021). Natural catastrophe fatalities are displayed in Figure 2 by decade. There may be as few as ten thousand deaths or less than 0.01% of total deaths. Disasters like the 1983–1985 Ethiopian famine and drought, the 2004 Indian Ocean earthquake and tsunami, Cyclone Nargis in Myanmar in 2008, the 2010 Port-au-Prince earthquake in Haiti, and the current COVID-19 pandemic are all examples of the destructive effects of shock

events. Over 0.4% of all deaths during that time period were caused by natural disasters. While natural disasters like earthquakes and tsunamis are inevitable, the devastating human losses they cause can be avoided. Death tolls from natural disasters have been cut in half over the past century thanks to improvements in early warning systems, infrastructure, emergency planning, and response software. In order to reduce the number of deaths caused by natural disasters in the next decades, it will be essential to improve housing, medical facilities, and emergency services in low-income communities. However, fatality figures do not completely account for the human costs of natural disasters. Damage to bodies, lack of shelter, and relocation can have far-reaching effects on communities. The number of persons who have been forced to relocate within their own country as a result of natural disasters is depicted in Figure 3.



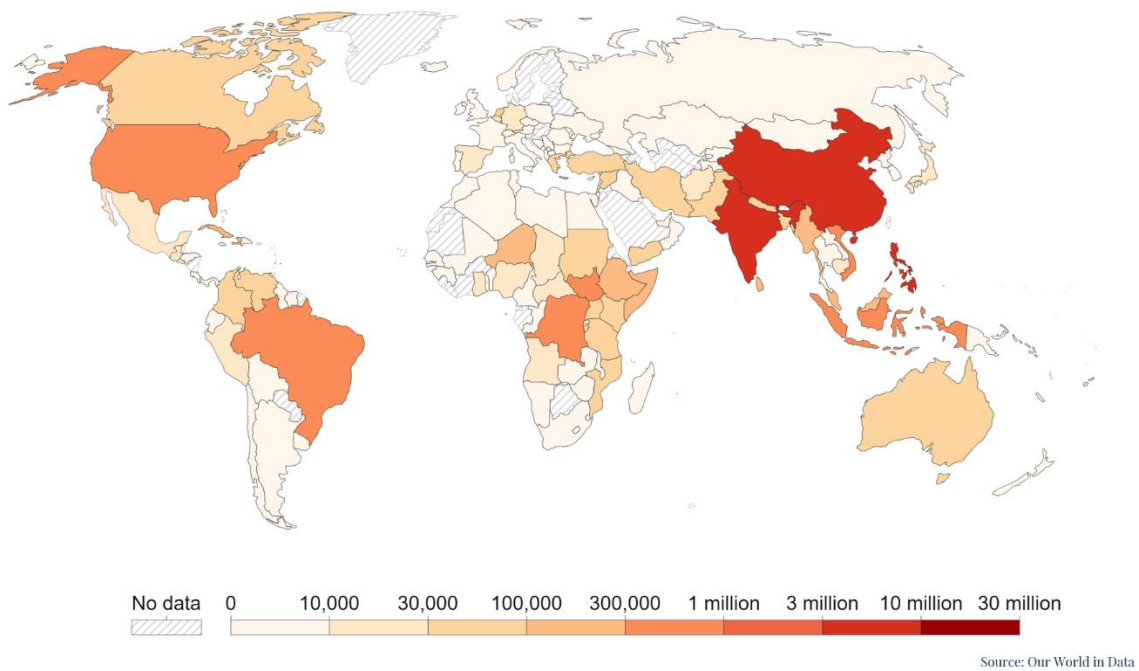
Source: Our World in Data

Figure 1. Total recorded disasters, broken down by category.



Source: Our World in Data

Figure 2. The number of people killed by natural disasters around the world.



Source: Our World in Data

Figure 3. The total number of in-country refugees caused by natural disasters.

Increasing temperatures are anticipated to have an influence on the interior parts of the continent (Seymour et al., 2023). Many plant species are threatened with extinction as a result of changes in weather patterns brought on by

a scarcity of natural resources (water), an upsurge in glacier melting, and increasing mercury (Mihiretu et al., 2021). The coastal ecosystem, on the other hand, is close to collapse (Hatje et al., 2023). There is a high likelihood that the trends of rising temperatures, insect epidemics, health issues, and seasonal and behavioral shifts will continue into the future (Beermann et al., 2023). Lack of quality infrastructure and inadequate adaptive ability are the biggest problems on a global scale (IPCC, 2022). In addition to the aforementioned issues, the public is worried about climate change because of an inadequate level of environmental awareness and comprehension, outmoded consumer behavior, a dearth of inducements, a paucity of laws, and a lack of administration commitment to the issue. There could be severe repercussions by 2050 from a 2–3 percent increase in mercury and a significant disruption in rainfall patterns (Huang et al., 2022). Decreased agricultural production, system rehabilitation, and technology rebuilding were just some of the global losses attributed to natural and environmental disasters (Yu et al., 2021). There has been an increase in the number of traffic accidents caused by low visibility because of smog in the last three to four years. The proportion of GDP lost due to all calamities is shown in Figure 4. In 2020, natural disasters caused direct economic losses equal to about 0.2% of global GDP.

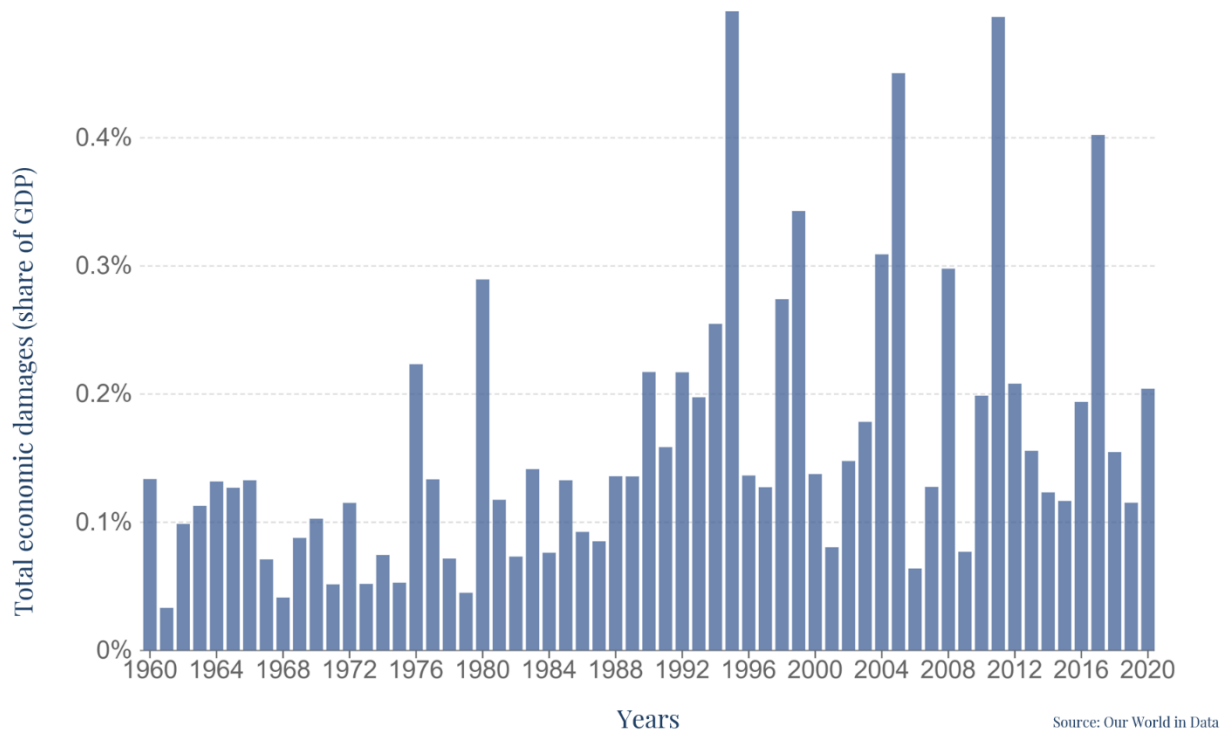


Figure 4. Total economic losses caused by disasters.

Climate change and agriculture

Agriculture is ultimately blamed for 20% of all GHG emissions, making it a leading industry substantially triggering climate warming and severely impacted by it. Floods, droughts, and forest fires are only a few examples of precipitation extremes that have a profound effect on agribusiness output and other agro-environmental and climatic parameters (Chivangulula et al., 2023). In addition, the fire is fueled by the extreme reliance on finite resources, which makes agriculture around the world vulnerable to destruction. As food and water supplies are being severely affected by climate change (Zhang et al., 2023), the reduction in agriculture is a challenge to the farmer's quality of life and is therefore an important factor to poverty (Li, 2023). Agricultural systems are crucial

to national economies and to the financial security of individual households, especially in underdeveloped nations (Chikafa et al., 2023). The IPCC (2022) reports that GHG concentrations in the air have reached unprecedented levels over the course of the last several millennia. GHGs include CH₄, CO₂, and N₂O. Two distinct causes have combined to produce climate change which are natural phenomena and human activities (Monteleone et al., 2023). It has also been predicted that by the end of the 21st century, the global average temperature could climb anywhere from 1.1 to 3.7 degrees Celsius (Urban et al., 2023). Raised temperatures will offer substantial negative repercussions on crop development, making the world's crop production heavily susceptible to these worldwide temperature-shifting patterns (Ratnayake et al., 2023). The impact of climate change on farming is depicted in Figure 5.

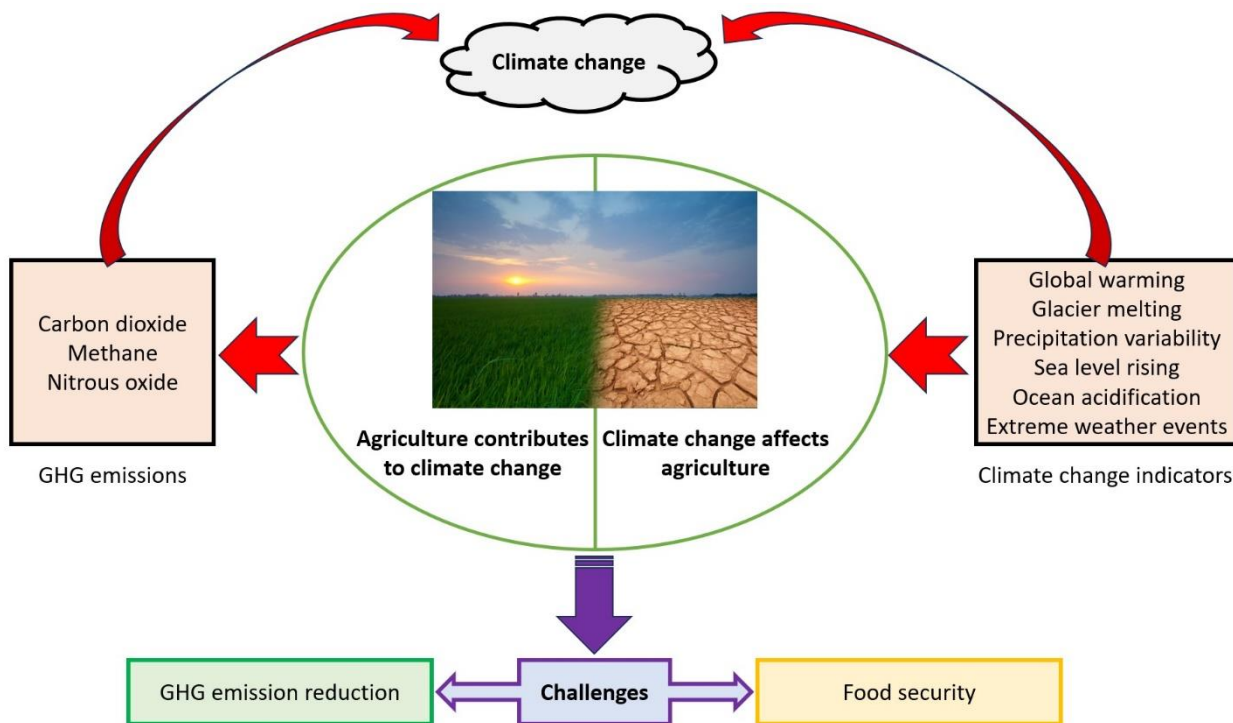


Figure 5. The linkage between climate change and agriculture.

Changes in crucial abiotic parameters including temperature, precipitation, solar radiation, and CO₂ emission will have a significant effect on crop yield during the next few decades. Development and prosperity, weather-tempted shifts, invasions of pests, accompanied disease invasive plants, availability of water, the high cost of agro-products in the global agriculture industry, and a foremost quantity of fertilizer consumption are all encompassed in several legislation that aim to keep these factors in check. Warming temperatures, according to Lobell and Field (2007), considerably reduced wheat crop output from 1962 to 2002. Therefore, exceptional temperature occurrences confirmed by Gourджи et al. (2013) across South America, South Asia, and Central Asia over 1980-2011 were supported by similar wheat productivity patterns. Several research showed that increasing temperatures have a negative impact on wheat production and the productivity of biomass (Liu et al., 2020; Marcos-Barbero et al., 2021; Xiao et al., 2022). In the future, warm overnight temperatures will also affect the rice harvest. Temperature increases in the future due to climate change will exacerbate these problems (Rezvi et al., 2023). The rising global temperatures are predicted to significantly reduce crop yields (Ma et al., 2023). According to IPCC (2022), average daily temperatures in the southern hemisphere have risen by 1–4 °C from the end of spring to the middle

of summer, and this increase in temperature has reduced crop output by shortening the time duration for phenophases, which in turn reduces yield.

In addition, global climate models have warned that the approaching heat strokes will claim a disproportionate number of victims in humid and subtropical countries (Issa et al., 2023). Lowered seed set and lighter grains are the results of rice's reaction to high temperatures due to irregular blooming patterns (Ayyenar et al., 2023). Heat has a direct effect on flowers during the day, shortening their thesis period and hastening the onset of peak blooming (Liu et al., 2023). The seed set was significantly lower than could be explained by pollen sprouting at high temperatures of 40°C (Mehmood et al., 2023), suggesting that higher daytime temperatures have an antagonistic effect on pollen sprouting, leading to the hypothesis that seed set declines. Several studies found that rising temperatures are to blame for the decrease in wheat production (Karatayev et al., 2022; Kuriachen et al., 2022; Farhad et al., 2023). Heat stress causes plants to grow at an accelerated rate, slows the photosynthetic process, and has a major impact on reproductive processes (Farhad et al., 2023). Crops are vulnerable to the corrosive effects of climate change-induced weather extremes, such as the falling and discoloration of betel leaves due to bare cold and extreme fog (Rahman & Alam, 2016), resulting in an inevitably reddish appearance; the compression of lemon leaves (Pautasso et al., 2012); and the decaying roots of pineapple (Lim et al., 2023). As a result, a combination of short-term and long-term strategies for managing climate change's disruptive consequences is urgently required. Studies have shown that adaptive trends, such as improving crop diversification, can lead to greater resilience in the face of climate change (Vernooy, 2022). The consequences of climate change on agriculture and the necessary preventative and corrective measures are depicted schematically in Figure 6.

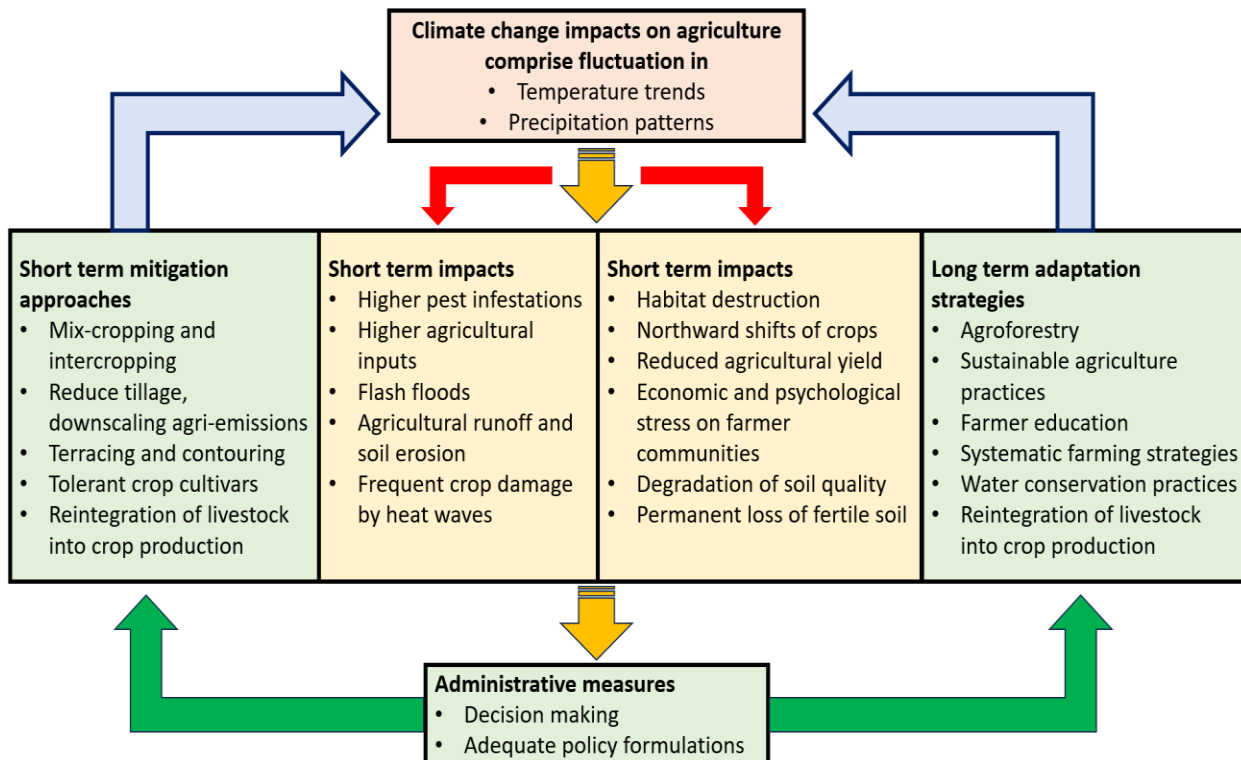


Figure 6. Climate change impacts on the agriculture sector along with the mitigation and adaptation strategies.

Climate change effects on biodiversity

Climate change is one of the leading causes of species extinction, and as such, it is having devastating effects on the world's biodiversity. Species dynamics on a global scale have been shown to be strongly correlated with a wide range of climatic phenomena (Manes et al., 2021). The ranges of marine, freshwater, and terrestrial organisms that can survive in their environments are shifting due to the rapidity and severity of climate change. Changes in average climate regimes have a wide-ranging impact on ecosystem health, affecting things like species abundance and distribution, migration patterns, activity schedules, and the usage of microhabitats (Allan et al., 2021). The tolerance of environmental pressures, biological interactions, and dispersion limits frequently determines the range of a species. Therefore, local species have little choice except to accept, adapt, or relocate or perish (Hankin et al., 2023). The best-performing species, then, are those with a higher tolerance for change and a lower need for stability in their current environments (Nehe et al., 2023). Poor habitat connectivity and limited access to microclimates have a significant role in increasing vulnerability to climate change and intense heatwave events. For instance, climate-driven growth in the distribution of worldwide mangroves is causing oscillations in carbon sequestration rates (Buhaug et al., 2023).

Correspondingly, the significant migration of tropical fish populations has paved the way for heightened herbivory due to the disappearance of kelp-forest ecosystems in different locations and their occupation by the seaweed turfs. Along with this, the heightened circumstances are much beyond the physiological threshold of the kelp ecosystems (Donham et al., 2023). The extinction of keystone species poses a further threat because of the far-reaching impacts it has on the communities that depend on them (Kim et al., 2023). Because climate change affects everyone everywhere, this is very crucial. Species redistribution due to climate change has the potential to reduce carbon storage and net ecosystem productivity in the long run (Baldrian et al., 2023). Effects on marine and terrestrial production, marine community assembly, and the prolonged invasion of toxic cyanobacteria bloom are only a few of the common disruptions that have been documented (Nwosu et al., 2023).

Projections of extinction until the twenty-first century due to climate change are grim, and these projections are widely documented in literature (Gauthier et al., 2023). When animals that live in mountains move north, they are able to locate environments that are ideal for them. Loss of topography and range, however, may imprison migratory species in restricted and unsuitable habitats (Jones et al., 2022). For instance, one study found that the American pika has been wiped out or severely reduced in some areas, with climate change being the primary cause of its demise (Palita, 2016). In addition, it usually takes decades of data records to systematically examine the crucial pre- and post-climate change trends at the species and ecosystem levels, which is necessary for anticipating long-lasting reactions to the effects of climate change (Manes et al., 2021). However, such extensive data archives are uncommon; hence, efforts are required to zero in on these fundamental characteristics. Other consequences of climate change, for instance rising temperatures, droughts, and some invading pest species, also pose threats to biodiversity. For instance, higher temperatures have been linked to shifts in the make-up of plankton groups (Bedford et al., 2020). Therefore, changes in aquatic producer populations, such as diatoms and calcareous plants, may ultimately end in a shift in the rate at which biological carbon is recycled. It has also been suggested that these variations helped account for the CO₂ variances between the interglacial and glacial periods of the Pleistocene (Lee et al., 2021). The causes of biodiversity decline are shown in Figure 7. Climate change is connected to every factor that is reducing biodiversity.

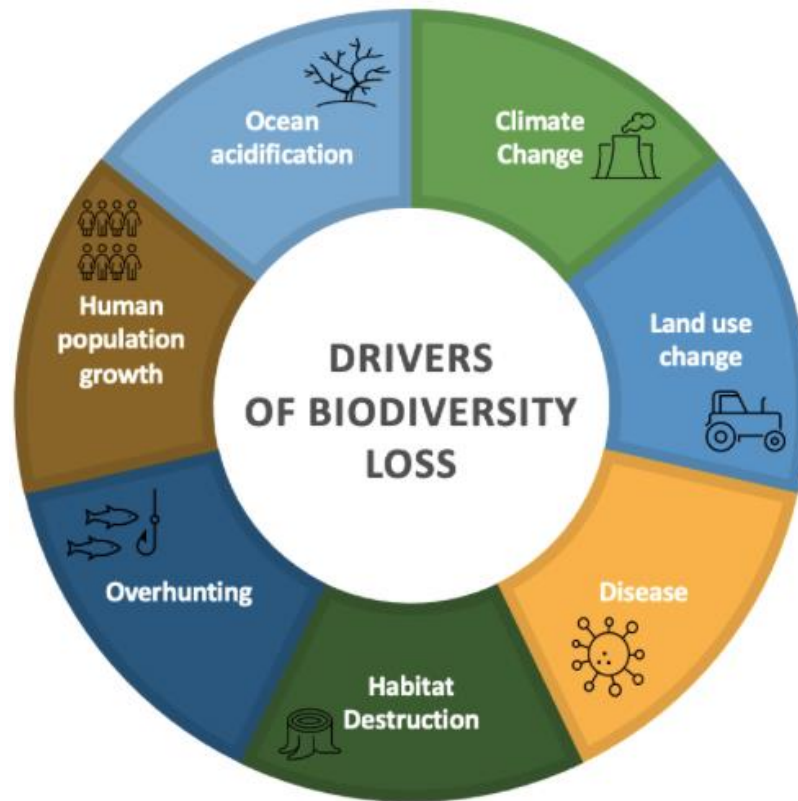


Figure 7. The drivers of biodiversity loss (Hernon, 2022).

Climate change and human health

Human health is well recognized as a direct consequence of climate change (Sasai et al., 2023). The World Health Organization estimates that between 2030 and 2050, climate change could cause 250,000 extra deaths annually (Watts et al., 2015). Okoro et al. (2023), pointed to the global spread of vector-borne diseases as a major cause of these deaths. Increasing temperatures around the world are a major factor in the demise of numerous species. One possible upside to this rising warmth is that it helps new species flourish. Some previously undetected or unreported diseases were also shown to be capable of making a comeback (Subasinghe et al., 2023). The likelihood of certain diseases increases as a result of climate warming-induced environmental changes, and this idea can be shown by using specific pathogenic strains of microbes. Asthma, vector-borne infections, and mental health are only some of the many health effects seen in Figure 8 as a result of climate change consequences like excessive heat, altered vector ecosystems, rising sea levels, and rising CO₂ concentrations.

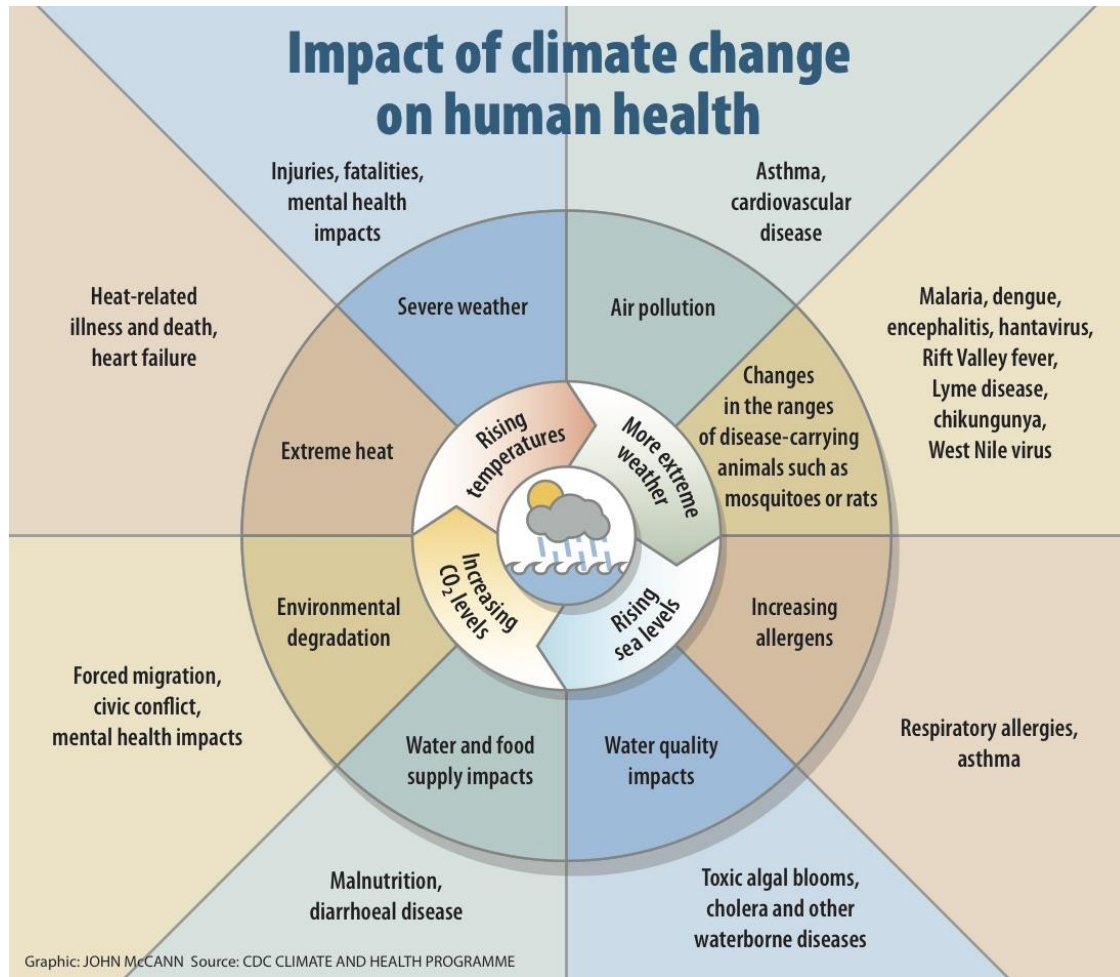


Figure 8. Effects of climate change on human health.

Climate change increases public worry, distress, and mental health difficulties. Posttraumatic disorder can also arise from regular exposure to major climate calamities like geological disasters. Flood-prone communities live in continual fear of drowning and death. These communities are under pressure because floods destroy infrastructure and human lives. Ogden (2018) detailed how Katrina's Hurricane worsened victim communities' mental health. Antimicrobial resistance (AMR) is also a growing worldwide health issue (Adebisi & Ogunkola, 2023). This phenomenon has the potential to reverse most of the health field's advances (Costanzo & Roviello, 2023). Health professionals worldwide are frightened. Many pharmaceutical companies manufacture huge amounts of antibiotics, and harmful microbes are gradually acquiring resistance to them, which can destabilize national and global economy (Anjani et al., 2023). In the post-antibiotic era, antibiotic-susceptible bacteria will cause endemics and pandemics again (Hotinger et al., 2021). If this assumption is true, complex procedures including joint replacement, chemotherapy, and organ transplantation may pose dangers (Anderson et al., 2020). Drug resistance has made treating common diseases like pneumonia, post-surgical infections, cancer, tuberculosis, HIV/AIDS, malaria, and others excessively expensive and complicated (Pfavayi et al., 2021). A simple example shows how rapidly antibiotic-resistant bacteria can spread across borders (Tiwari et al., 2022). Second- and third-generation antibiotics, such as the most famous types of cephalosporin antibiotics, are more costly, broad-spectrum, toxic, and require longer treatment times (Harris et al., 2023). This example shows

how climate change-induced global warming can extend antibiotic-resistant strains in the biosphere, making it more expensive to develop new antibiotics.

Climate change and forestry

Forests have a crucial role in stabilizing global temperatures and in controlling the carbon and nitrogen cycles (Tang et al., 2023). According to Barati et al. (2023), environmental changes in forests have an impact on both local and global climate. Due to the changing patterns of precipitation and temperature, etc., global warming has significant effects on the expansion and productivity of cross-border forests. Forest health is negatively impacted by climate change, which also causes other disastrous effects, for instance forest fires, droughts, and pest outbreaks, and threatens the livelihoods of communities that rely on forests for their survival. Droughts are just one example of the growing number of climate change consequences that threaten the world's forests and their future health. More intense storms brought on by climate change increase the stress on the survival of the world's forests (Tiebel et al., 2023), especially because wetter soils brought on by the winter rains make tree roots less stable (Goldsmith et al., 2022). Changing precipitation patterns due to rising temperatures present a major threat to the continued existence of temperate forests, exposing local tree species to unprecedented levels of stress.

Approximately 1.6 billion people globally rely heavily on forests for subsistence, with 350 million being particularly reliant. In addition to the 60 million indigenous people who rely solely on trees and forest products for survival, there are 1.2 billion people who live in agroforestry-dependent communities (Husain et al., 2018). More than two-thirds of Africa's population, for instance, depend on forest resources and for their livelihoods, for instance food, fuelwood, and grazing (Fonjong & Gyapong, 2021). Climate change is having a disproportionately negative impact on these communities (Shen et al., 2022). Despite the fact that forest communities are very sensitive to climate change because of their economic viability, cultural and spiritual relationships, and socio-ecological influences, most forest dwellers have never heard of the term "climate change" (Ngoukwa et al., 2023). Temperature and precipitation can have negative effects on agroforestry crops, leading to stunted development and lower yields (Jawo et al., 2023). As a result of adverse temperature regimes and altered rainfall patterns, forest-dependent small-scale farmers in the Philippines confront the conundrum of delayed fruiting and more severe damage by bug and pest outbreaks. Climate change is one of several threats to forest communities, which already face a number of other difficulties. While the effects of climate change on human health have already been discussed at length, several studies have outlined additional adverse impacts on the economic well-being of forest-dependent communities. In the Himalayas, for instance, an increase in mosquitoes, wild boar, and new wasp species—especially at higher altitudes than previously seen—has led to an increase in skin-borne diseases like malaria and other infections of the skin in recent years (Rodway, 2023). Similar problems with mosquito-borne illnesses have plagued people in Bangladesh (Anik et al., 2023). Other notable areas of Bangladesh have also seen an increase in the prevalence of water-borne illnesses such as contagious diarrhea, cholera, pathogenic caused gastrointestinal problems, and dengue (Farhana & Raihan, 2022).

Migratory organisms with short periods of reproduction may benefit from an upscaling hotter climate because they are better equipped to escape harsh conditions and adapt to new ones than are stationary species (Shaw, 2020). It demonstrates that insects, thanks to their mobility benefits, adapt rapidly to global warming. Trees and forests are particularly vulnerable because of previous epidemics (Subedi et al., 2023). Forests were already vulnerable to insect pest treatments before catastrophic climate change events (such as droughts and storms), yet today's forests are just as resolute, diligent, and green as they were before (Wang et al., 2021). Common explanations include multiple tree defenses and predation stresses that kept insect herbivore populations under check (Garnas et al., 2023). Forests around the world can't afford to be complacent in the face of these threats

because climate plays such a large role in both of these occurrences. Figure 9 shows how forest ecosystems are being affected by global warming.

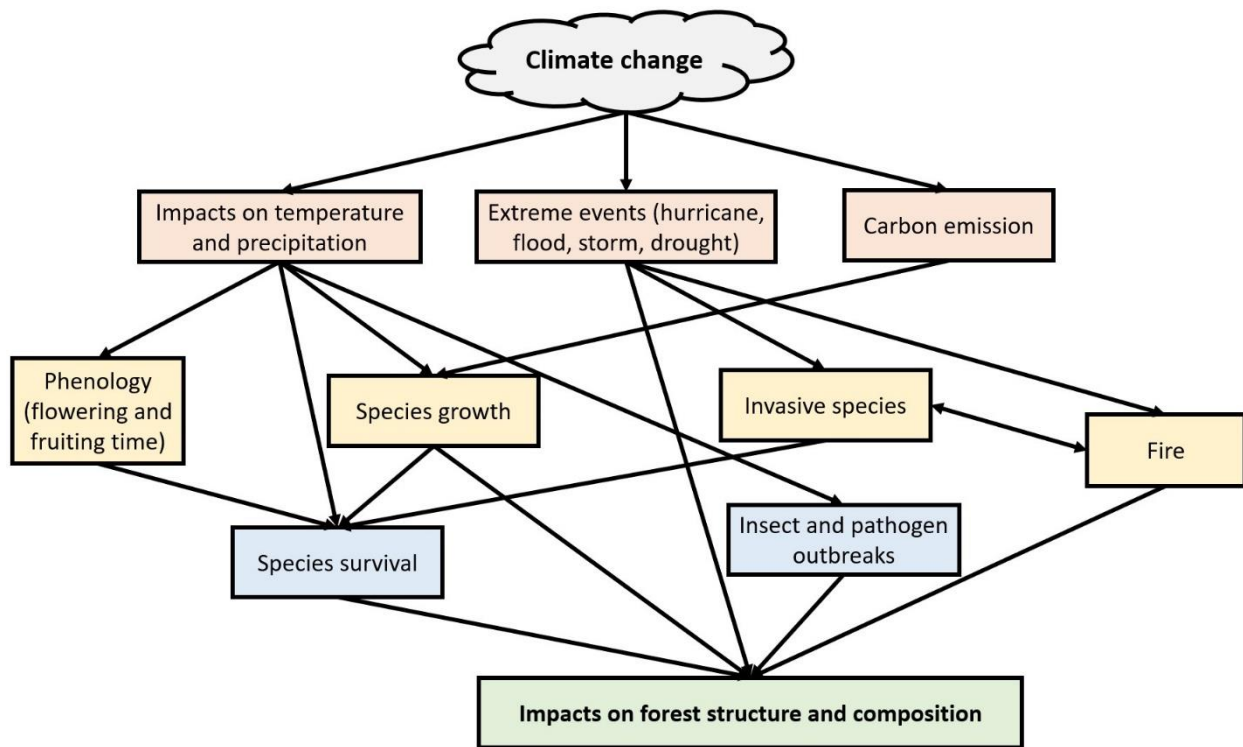


Figure 9. Effects of climate change on forest ecosystems.

Climate change impacts on tourism

Commercial tourism's many origins make it a potent instrument for economic growth and social progress at the local, regional, national, and international levels (Scott, 2021). Like many other fields, the tourism sector is threatened by global warming because the weather is one of the primary reasons why certain areas are popular tourist destinations. Depending on when it is most convenient and comfortable for them to travel, tourists from all over the world visit various locations all across the country at various periods of the year. Therefore, the enormous shifts in these weather trends due to climate change would cause enormous difficulties for the economy of that region and the nation as a whole (Zhao & Liu, 2023). In addition, the IPCC (2022) noted that due to factors such as the disappearance of some skiing regions and the major shifts in climate warming, the worldwide tourism industry had to deal with a significant reduction in the duration of the ski season.

And since poisonous algae blooms increase in frequency and intensity as water temperatures rise, entertainment in the water and freshwater fishing may be forced to cease. Wildfires will degrade air quality and deter tourists if they become more regular and severe. Small islands and coastlines could be flooded by rising sea levels, and deforestation's negative effects on biodiversity could turn off tourists. As a result, the quality and capability of administrative management's potential to deal with climate change's impact on the tourism industry are vital, necessitating particular qualities of resiliency to many places that can defend against climate change (Kyriakopoulos & Sebos, (2023). In a similar vein, high-demand tourist destinations teeter on the brink of fragility in the absence of sufficient social, economic, and political capital. Several elements, including exposure level, sensitivity, critical infrastructure, and capacity evaluation, contribute to tourism's vulnerability (Peng et al., 2023).

Climate change poses a physical threat to a wide range of industries, including those related to food, health, ecosystems, people's habitat, availability of water, infrastructure, and regional accessibility. Because of this, the overall susceptibility to global warming can be estimated by gauging how sensitive various sectors are to climate change and how well they are able to adapt to it (Malakar et al., 2023).

Regional terrestrial and aquatic biodiversity are also threatened by factors such as reliance on imported food products, lack of sanitation, and a shortage of medical personnel. Another way in which climate change can threaten tourist spots is if they rely too heavily on those services and their products (Vourdoubas, 2023). The stability of an ecosystem can be inferred from the presence of some non-climatic elements, such as the amount and diversity of its resources. The abundance of species is also a useful technique for making an ecosystem more resilient by increasing its buffering capacity (Pradhan et al., 2023).

Economic impacts of climate change

Climate has a major impact on economic output and development. Environmental policymakers on a global scale are increasingly concerned about climate change because of its impact on economic growth (Lamperti et al., 2021). As a result, knowing how climate change will affect the agriculture sector as a whole would help in developing local adaptation programs and drafting effective climate policy contracts. The consequences of climate change on agriculture have been predicted in previous studies. The agriculture sector would be affected in various parts of the world, according to research. Research has shifted its focus to understanding how climate change may affect farming in other regions and developing strategies to adapt to these changes (Gleditsch 2021). As the world's average temperature has risen steadily since the 1980s, precipitation and evaporation patterns around the globe have undergone a remarkable shift. Many nations' agricultural progress has long been dependent, fragile, and vulnerable to climate change; the growth of agricultural total factor productivity (ATFP) influences farmers' crop choices and harvest amounts (Alhassan 2021).

Global food insecurity and the frequency of catastrophic weather events are both on the rise. The local crop production in these countries has been impacted by several severe climate and natural disasters. The growth of businesses and populations has had a limited impact on mitigating the consequences of these natural calamities, which may now threaten human lives. According to research published in 2021 by Swiss Reinsurance Company Ltd (Swiss Re), worldwide economic output could decrease by 11-14%, or as much as \$23 trillion annually, due to climate change by 2050. Some developing countries would be devastated, losing over 20% or perhaps 40% of their economic output, while the economies of wealthy nations like the United States would likely decrease by approximately 7%. Unfairly, high-income, high-emitting countries have reaped the benefits of global warming while low-income, low-emitting countries have borne the brunt. Damage to the world economy from GHG emissions in the top economies is seen in Figure 10. Between 1990 and 2014, it was projected that GHG emissions had cost the American economy almost \$2 trillion.

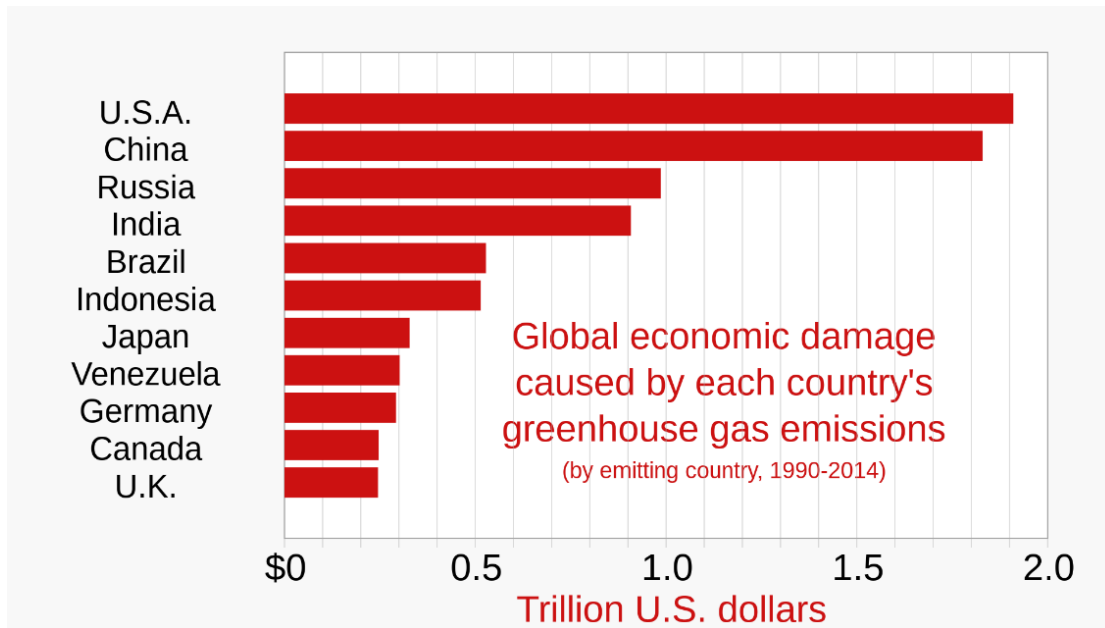


Figure 10. Global economic damage caused by GHGs emissions.

Mitigation and adaptation strategies of climate changes

In order to deal with climate change, adaptation, and mitigation are needed (Pescaroli et al., 2023). Climate change adaptation, in contrast to climate change mitigation, has a direct effect on extreme weather events such as floods. Economically and ecologically, GHG mitigation becomes a pressing concern as it reduces or moderates' emissions (Prokopenko et al., 2023). Scientists are quite worried about how adaptation and mitigation strategies will work in different economic and geographical settings. The main sectors that need to adapt and mitigate policies include agriculture, forestry, industry, transportation, and land use (Waheed et al., 2021). Both the international and national levels need to pay close attention to adaptation and mitigation efforts. Climate change has been an increasingly pressing issue over the past few decades, and preparing for its consequences is now essential for the world's economic and social progress. Countries need international policies and plans to adapt to and reduce the effects of climate change (Pathak, 2023). Adaptation and mitigation strategies, as well as their sectoral impacts from climate change, are shown in Figure 11.

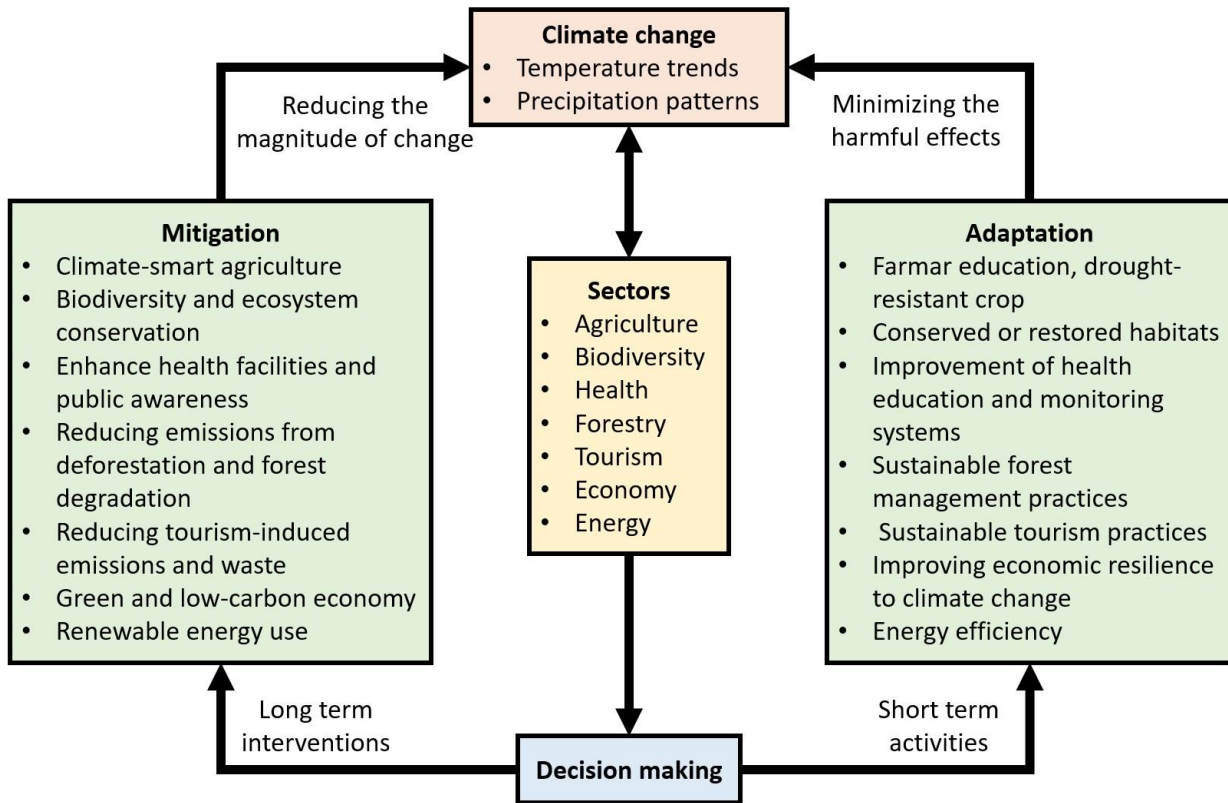


Figure 11. Sectoral effects of climate change and strategies for adapting to and mitigating it.

Conclusions and policy implications

A person's mental health rests on a foundation of social, agricultural, economic, and physical systems, all of which will be severely disrupted by climate change. Human and environmental resilience is impacted by climate variability in addition to other anthropogenic and natural stresses. Another scary possibility is a lack of food security, which might lead to inferior food products, higher costs, and inefficient supply networks. Storms, flash floods, droughts, and severe precipitation are just a few of the climatic conditions that pose a threat to forests around the world. Their extinction, on the contrary hand, is a boon to humanity. There is no doubt that the susceptibility scale of the world's areas varies, but proper mitigation and adaptation methods can help decision-makers design efficient policies to address its effects. Adapting to such significant fluctuations is of crucial importance since contemporary society on Earth has been adapted to consistent climate patterns. Because rapid climate change will make it more challenging to survive and adapt, this rising global mystery requires prompt attention on every scale, from the local to the international. However, a lot of work, study, and commitment are still necessary at this crucial stage.

To lessen the effect of climate change on the terribly vulnerable industries, such as agriculture, the right policies must be put into place. In frost-prone areas, a longer growing season could mean improved yields from later-maturing seasonal cultivars. Some short-period crops including wheat, barley, cereals, and many vegetable crops could benefit from a split season with a shorter summer fallow if warming leads to prolonged warmer months highs beyond crucial thresholds. It may be more difficult and contingent on changes in precipitation patterns to extend the time for planting in tropical and subtropical areas where the harvest season is limited by rainfall or

agriculture cultivation that happens later in the year. In addition, while genetics is extensive for many harvests, it is limited, kiwi-style, for others. Several recent research have looked into the impact that climate change would have on emerging crop varieties. Enhanced crop productivity and product quality, as well as increased resilience to heat, drought, insect pests, and salt. A wider variety of characteristics can be introduced by means of genetic mapping and editing. The complexity to guarantee that features are efficiently conveyed during the entire plant, concerns about client satisfaction, economic viability, and regulatory impediments have slowed the adoption of genetically modified cultivars, especially in the early forecasts. Large quantities of fertilizer that aren't absorbed by plants can leach into the ground, run off into the water, or be released as nitrous oxide from the soil. High concentrations of nitrogen in sources of groundwater have been linked to marine ecological disruption and chronic human sickness. To lessen the effects of climate change on farming, technological and social/economic adaptation are essential.

As a result of the causal conclusion, the manufacture of biofuel is one of the paths that reflect the volatility of oil prices apart from international macroeconomic issues, which have policy implications. This correlation between food and oil prices can be explained by the fact that biofuel production is only now starting in some of the participating countries, while there is still a massive global demand for feedstock to meet the growth of the industry in China and the USA. Simply put, oil-exporting countries may implement economic incentives to boost food production. Financing, seeds, fertilizer, and farm equipment might all help get the job done. Oil-producing countries may not afford to provide subsidies for imports of food even in the short term because of the falling worldwide price of oil and, by extension, their revenue from oil exports. As a result, exports from the agricultural sectors of these countries can be increased. Research and development and value addition to food goods could help countries generate income by resolving issues with misaligned exchange rates and unfavorable trade arrangements. For the countries, the severe unpredictability of oil prices worldwide means that continuing to rely only on oil exports is no longer a sustainable economic option. Now more than ever, countries rich in natural resources and oil exports may shift their economies to rely on non-food renewable energy sources including solar, hydro, biofuel, wind, wave, and tidal power. Doing so wouldn't hurt global food supplies or oil reserves.

Efforts to decarbonize the energy future will improve economic activity, job creation (outweighing damages in the fossil fuel sector), and welfare if a complete policy structure is in place. In order to take advantage of the opportunities presented by the energy transition, many countries will need to implement structural reforms, particularly those with inadequate local supply chains and a high reliance on income from fossil fuels. In the form of tax breaks, finance, direct infrastructure spending, regulatory loopholes, and more, governments continue to provide substantial policy support for the extraction of fossil fuels. Leading oil and gas exporting countries have nearly unanimously stated their intent to boost output. While some nations seek to reduce coal production, others aim to keep or even increase output. Major producing countries' plans and ambitions have not been affected by the fact that some countries are beginning to examine and implement policies targeted at a fair and equitable transition out of fossil fuel production. Bridging the production gap requires reliable and consistent information regarding fossil fuel output as well as support from governments and companies. More transparency may be achieved if governments included their output goals in their Paris Agreement climate pledges.

Without a worldwide transition to renewable energy sources, it is anticipated that meeting the Paris Agreement pledges is quite unlikely. The level of spending in renewable energy technologies is largely determined by policy instruments. A renewable portfolio requirement is an effective policy instrument, even if its effects are more obvious in mature renewable energy markets. Producing renewable energy still has a higher cost than more conventional options. Cost savings in the renewable energy sector can also be encouraged by government incentives in research and development. By connecting their respective renewable energy organizations, these

nations might potentially increase exports of their technologies and exchange policy knowledge. Reducing production costs while growing the share of renewables in a nation's energy system is the goal of all policy actions. However, developing countries can benefit from the deployment of renewable energy technologies in their energy segment if they enter into long-term agreements with renewable energy dealers, exercise government support and control, and set long-term goals.

Funding: Not applicable

Acknowledgments: Not applicable

Conflict of interest: The author declares no conflict of interest.

Data availability: N/A

Authors contribution: The sole author in the article

References

- Adebisi, Y. A., & Ogunkola, I. O. (2023). The global antimicrobial resistance response effort must not exclude marginalised populations. *Tropical Medicine and Health*, 51(1), 33.
- Alhassan, H. (2021). The effect of agricultural total factor productivity on environmental degradation in sub-Saharan Africa. *Scientific African*, 12, e00740.
- Allan, J. D., Castillo, M. M., & Capps, K. A. (2021). *Stream ecology: structure and function of running waters*. Springer Nature.
- Anderson, M., Cecchini, M., & Mossialos, E. (Eds.). (2020). *Challenges to tackling antimicrobial resistance: economic and policy responses*. Cambridge University Press.
- Anik, A. H., Sultan, M. B., Alam, M., Parvin, F., Ali, M. M., & Tareq, S. M. (2023). The impact of climate change on water resources and associated health risks in Bangladesh: A review. *Water Security*, 18, 100133.
- Anjani, Q. K., Sabri, A. H. B., Hutton, A. J., Cárcamo-Martínez, Á., Wardoyo, L. A. H., Mansoor, A. Z., & Donnelly, R. F. (2023). Microarray patches for managing infections at a global scale. *Journal of Controlled Release*, 359, 97-115.
- Ayyenar, B., Kambale, R., Duraijalagaraja, S., Manickam, S., Mohanavel, V., Shanmugavel, P., ... & Muthurajan, R. (2023). Developing Early Morning Flowering Version of Rice Variety CO 51 to Mitigate the Heat-Induced Yield Loss. *Agriculture*, 13(3), 553.
- Baldrian, P., López-Mondéjar, R., & Kohout, P. (2023). Forest microbiome and global change. *Nature Reviews Microbiology*, 21, 487-501.
- Balsalobre-Lorente, D., Ibáñez-Luzón, L., Usman, M., & Shahbaz, M. (2022). The environmental Kuznets curve, based on the economic complexity, and the pollution haven hypothesis in PIIGS countries. *Renewable Energy*, 185, 1441-1455.
- Barati, A. A., Zhoolideh, M., Azadi, H., Lee, J. H., & Scheffran, J. (2023). Interactions of land-use cover and climate change at global level: How to mitigate the environmental risks and warming effects. *Ecological Indicators*, 146, 109829.
- Barnett, R. L., Austermann, J., Dyer, B., Telfer, M. W., Barlow, N. L., Boulton, S. J., ... & Creel, R. C. (2023). Constraining the contribution of the Antarctic Ice Sheet to Last Interglacial sea level. *Science Advances*, 9(27), eadf0198.

- Bedford, J., Ostle, C., Johns, D. G., Atkinson, A., Best, M., Bresnan, E., ... & McQuatters-Gollop, A. (2020). Lifeform indicators reveal large-scale shifts in plankton across the North-West European shelf. *Global Change Biology*, 26(6), 3482-3497.
- Beermann, S., Dobler, G., Faber, M., Frank, C., Habedank, B., Hagedorn, P., ... & Wilking, H. (2023). Impact of climate change on vector-and rodent-borne infectious diseases. *Journal of Health Monitoring*, 8(Suppl 3), 33.
- Benita, F. (2021). Human mobility behavior in COVID-19: A systematic literature review and bibliometric analysis. *Sustainable Cities and Society*, 70, 102916.
- Buhaug, H., Benjaminsen, T. A., Gilmore, E. A., & Hendrix, C. S. (2023). Climate-driven risks to peace over the 21st century. *Climate Risk Management*, 39, 100471.
- Chien, F., Anwar, A., Hsu, C. C., Sharif, A., Razzaq, A., & Sinha, A. (2021). The role of information and communication technology in encountering environmental degradation: proposing an SDG framework for the BRICS countries. *Technology in Society*, 65, 101587.
- Chikafa, M., Nejadhashemi, A. P., Moller, K., Razavi, H., & Bizimana, J. C. (2023). Multidimensional evaluation of the impacts of agricultural interventions to achieve food security in Malawi. *Food and Energy Security*, e486.
- Chivangulula, F. M., Amraoui, M., & Pereira, M. G. (2023). The Drought Regime in Southern Africa: A Systematic Review. *Climate*, 11(7), 147.
- Costanzo, V., & Roviello, G. N. (2023). The Potential Role of Vaccines in Preventing Antimicrobial Resistance (AMR): An Update and Future Perspectives. *Vaccines*, 11(2), 333.
- Donham, E. M., Flores, I., Hooper, A., O'Brien, E., Vylet, K., Takeshita, Y., ... & Kroeker, K. J. (2023). Population-specific vulnerability to ocean change in a multistressor environment. *Science Advances*, 9(3), eade2365.
- Farhad, M., Kumar, U., Tomar, V., & Hossain, A. (2023). Heat stress in wheat: a global challenge to feed billions in the current era of the changing climate. *Frontiers in Sustainable Food Systems*, 7, 1203721.
- Farhana, S., & Raihan, A. (2022). Comparative study of the prevalence and risk factors associated with diarrhoea among the people of rural areas and urban slums in Chittagong, Bangladesh. *International Journal of Advance Research and Innovative Ideas in Education*, 8, 1389-1398.
- Feliciano, D., Recha, J., Ambaw, G., MacSween, K., Solomon, D., & Wollenberg, E. (2022). Assessment of agricultural emissions, climate change mitigation and adaptation practices in Ethiopia. *Climate policy*, 22(4), 427-444.
- Fonjong, L. N., & Gyapong, A. Y. (2021). Plantations, women, and food security in Africa: Interrogating the investment pathway towards zero hunger in Cameroon and Ghana. *World Development*, 138, 105293.
- Garnas, J. R., Ayres, M. P., & Lombardero, M. J. (2023). Forest Insect Population Dynamics. In *Forest Entomology and Pathology: Volume 1: Entomology* (pp. 115-140). Cham: Springer International Publishing.
- Gauthier, S., Kuuluvainen, T., Macdonald, S. E., Shorohova, E., Shvidenko, A., Bélisle, A. C., ... & Girona, M. M. (2023). Ecosystem management of the boreal forest in the era of global change. In *Boreal forests in the face of climate change: Sustainable management* (pp. 3-49). Cham: Springer International Publishing.
- Gleditsch, N. P. (2021). This time is different! Or is it? NeoMalthusians and environmental optimists in the age of climate change. *Journal of Peace Research*, 58(1), 177-185.
- Goldsmith, G. R., Allen, S. T., Braun, S., Siegwolf, R. T., & Kirchner, J. W. (2022). Climatic influences on summer use of winter precipitation by trees. *Geophysical Research Letters*, 49(10), e2022GL098323.
- Gourdji, S. M., Sibley, A. M., & Lobell, D. B. (2013). Global crop exposure to critical high temperatures in the reproductive period: historical trends and future projections. *Environmental Research Letters*, 8(2), 024041.

- Hankin, L. E., Leger, E. A., & Bisbing, S. M. (2023). Reforestation of high elevation pines: Direct seeding success depends on seed source and sowing environment. *Ecological Applications*, e2897.
- Harris, M., Fasolino, T., Ivankovic, D., Davis, N. J., & Brownlee, N. (2023). Genetic Factors That Contribute to Antibiotic Resistance through Intrinsic and Acquired Bacterial Genes in Urinary Tract Infections. *Microorganisms*, 11(6), 1407.
- Hatje, V., Copertino, M., Patire, V. F., Ovando, X., Ogbuka, J., Johnson, B. J., ... & Creed, J. C. (2023). Vegetated coastal ecosystems in the Southwestern Atlantic Ocean are an unexploited opportunity for climate change mitigation. *Communications Earth & Environment*, 4(1), 160.
- Hernon, N. (2022). Will climate change make a sixth mass extinction an inevitability?. *Routes* 3(1), 33-42.
- Hotinger, J. A., Morris, S. T., & May, A. E. (2021). The case against antibiotics and for anti-virulence therapeutics. *Microorganisms*, 9(10), 2049.
- Huang, Y., Haseeb, M., Usman, M., & Ozturk, I. (2022). Dynamic association between ICT, renewable energy, economic complexity and ecological footprint: is there any difference between E-7 (developing) and G-7 (developed) countries?. *Technology in Society*, 68, 101853.
- Husain, M., Vishwakarma, D. K., Rathore, J. P., Rasool, A., Parrey, A. A., & Mahendar, K. (2018). Local people strategies in biodiversity conservation and sustainable development. *The Pharma Innovation Journal*, 7(1), 444-450.
- IPCC. (2022). Climate Change 2022: Mitigation of Climate Change, the Working Group III contribution to the Sixth Assessment Report of the Intergovernmental Panel on Climate Change (IPCC), Cambridge University Press, New York, USA.
- Issa, R., Robin van Daalen, K., Faddoul, A., Collias, L., James, R., Chaudhry, U. A., ... & Kelman, I. (2023). Human migration on a heating planet: A scoping review. *PLoS Climate*, 2(5), e0000214.
- Jawo, T. O., Kyereh, D., & Lojka, B. (2023). The impact of climate change on coffee production of small farmers and their adaptation strategies: a review. *Climate and Development*, 15(2), 93-109.
- Jones, I. L., Timoshenko, A., Zuban, I., Zhadan, K., Cusack, J. J., Duthie, A. B., ... & Bunnefeld, N. (2022). Achieving international biodiversity targets: Learning from local norms, values and actions regarding migratory waterfowl management in Kazakhstan. *Journal of Applied Ecology*, 59(7), 1911-1924.
- Karatayev, M., Clarke, M., Salnikov, V., Bekseitova, R., & Nizamova, M. (2022). Monitoring climate change, drought conditions and wheat production in Eurasia: the case study of Kazakhstan. *Heliyon*, 8(1).
- Kim, H., Franco, A. C., & Sumaila, U. R. (2023). A selected review of impacts of ocean deoxygenation on fish and fisheries. *Fishes*, 8(6), 316.
- Kuriachen, P., Devi, A., Sam, A. S., Kumar, S., Kumari, J., Suresh, A., & Jha, G. K. (2022). Wheat yield responses to rising temperature: insights from northern plains of India. *Theoretical and Applied Climatology*, 150(3-4), 1157-1172.
- Kyriakopoulos, G. L., & Sebos, I. (2023). Enhancing Climate Neutrality and Resilience through Coordinated Climate Action: Review of the Synergies between Mitigation and Adaptation Actions. *Climate*, 11(5), 105.
- Lamperti, F., Bosetti, V., Roventini, A., Tavoni, M., & Treibich, T. (2021). Three green financial policies to address climate risks. *Journal of Financial Stability*, 54, 100875.
- Lee, K. E., Clemens, S. C., Kubota, Y., Timmermann, A., Holbourn, A., Yeh, S. W., ... & Ko, T. W. (2021). Roles of insolation forcing and CO₂ forcing on Late Pleistocene seasonal sea surface temperatures. *Nature communications*, 12(1), 5742.
- Li, B. (2023). Research on the Path of Promoting the Common Prosperity of Farmers and Countryside in the New Era. *Academic Journal of Humanities & Social Sciences*, 6(13), 105-111.

- Lim, J. A., Yaacob, J. S., Mohd Rasli, S. R. A., Eyahmalay, J. E., El Enshasy, H. A., & Zakaria, M. R. S. (2023). Mitigating the repercussions of climate change on diseases affecting important crop commodities in Southeast Asia, for food security and environmental sustainability—A review. *Frontiers in Sustainable Food Systems*, 6, 1030540.
- Liu, X., Ma, Q., Yu, H., Li, Y., Zhou, L., He, Q., ... & Zhou, G. (2020). Responses of plant biomass and yield component in rice, wheat, and maize to climatic warming: A meta-analysis. *Planta*, 252, 1-13.
- Liu, X., Gu, M., Lv, X., Sheng, D., Wang, X., Wang, P., & Huang, S. (2023). High temperature defense pathways mediate lodicule expansion and spikelet opening in maize tassels. *Journal of Experimental Botany*, 74(27), 3684-3699.
- Lobell, D. B., & Field, C. B. (2007). Global scale climate–crop yield relationships and the impacts of recent warming. *Environmental research letters*, 2(1), 014002.
- Ma, M., Huang, D., & Hossain, S. S. (2023). Opportunities or Risks: Economic Impacts of Climate Change on Crop Structure Adjustment in Ecologically Vulnerable Regions in China. *Sustainability*, 15(7), 6211.
- Malakar, K. D., Kumar, M., Anand, S., & Kuzur, G. (2023). Climate Vulnerability and Socio-Ecological Transformation. In *Climate Change and Socio-Ecological Transformation: Vulnerability and Sustainability* (pp. 149-177). Singapore: Springer Nature Singapore.
- Manes, S., Costello, M. J., Beckett, H., Debnath, A., Devenish-Nelson, E., Grey, K. A., ... & Vale, M. M. (2021). Endemism increases species' climate change risk in areas of global biodiversity importance. *Biological Conservation*, 257, 109070.
- Marcos-Barbero, E. L., Pérez, P., Martínez-Carrasco, R., Arellano, J. B., & Morcuende, R. (2021). Screening for higher grain yield and biomass among sixty bread wheat genotypes grown under elevated CO₂ and high-temperature conditions. *Plants*, 10(8), 1596.
- Massey, D. S. (2023). The shape of things to come: international migration in the twenty-first century. In *Migration and Integration in a Post-Pandemic World: Socioeconomic Opportunities and Challenges* (pp. 29-81). Cham: Springer International Publishing.
- Mbaye, A., Brehme, P., Schmidt, J., & Cormier-Salem, M. C. (2023). Social construction of climate change and adaptation strategies among Senegalese artisanal fishers: Between empirical knowledge, magico-religious practices and sciences. *Social Sciences & Humanities Open*, 7(1), 100360.
- Mehmood, M., Qamar, R., & Joyia, F. A. (2023). Effect of High Temperature Stress on Pollen Grains in Sunflower (*Helianthus annuus* L.) Inbred Lines. *Brazilian Archives of Biology and Technology*, 66, e23220927.
- Mihiretu, A., Okoyo, E. N., & Lemma, T. (2021). Awareness of climate change and its associated risks jointly explain context-specific adaptation in the Arid-tropics, Northeast Ethiopia. *SN Social Sciences*, 1, 1-18.
- Mitra, M., Singha, N. R., & Chattopadhyay, P. K. (2023). Review on renewable energy potential and capacities of South Asian countries influencing sustainable environment: A comparative assessment. *Sustainable Energy Technologies and Assessments*, 57, 103295.
- Monteleone, B., Borzì, I., Bonaccorso, B., & Martina, M. (2023). Quantifying crop vulnerability to weather-related extreme events and climate change through vulnerability curves. *Natural Hazards*, 116(3), 2761-2796.
- Mumtaz, M., & de Oliveira, J. A. P. (2023). A framework for analyzing the implementation of climate adaptation policies in the agriculture sector at the subnational level. *Environmental Science & Policy*, 147, 126-137.
- Nehe, A., Martinsson, U. D., Johansson, E., & Chawade, A. (2023). Genotype and environment interaction study shows fungal diseases and heat stress are detrimental to spring wheat production in Sweden. *Plos one*, 18(5), e0285565.

- Ngoukwa, G., Chimi, C. D., Bakonck, L. M., Zekeng, J. C., Yonkeu, A. N., Mboda, R. B. T., ... & Zapfack, L. (2023). Perception and adaptation strategies of forest dwellers to climate variability in the tropical rainforest in eastern Cameroon: The case of the inhabitants of the Belabo-Diang Communal Forest. *Heliyon*, 9(4).
- Nwosu, E. C., Brauer, A., Monchamp, M. E., Pinkerneck, S., Bartholomäus, A., Theuerkauf, M., ... & Liebner, S. (2023). Early human impact on lake cyanobacteria revealed by a Holocene record of sedimentary ancient DNA. *Communications Biology*, 6(1), 72.
- Ogden, L. E. (2018). Climate change, pathogens, and people: the challenges of monitoring a moving target. *BioScience*, 68(10), 733-739.
- Okoro, O. J., Deme, G. G., Okoye, C. O., Eze, S. C., Odii, E. C., Gbadegesin, J. T., ... & Ebido, C. C. (2023). Understanding key vectors and vector-borne diseases associated with freshwater ecosystem across Africa: Implications for public health. *Science of The Total Environment*, 862, 160732.
- Palita, S. K. (2016). Climate change and its impact on biodiversity. In *Conference: Climate Change-India and the World, the Future Course for Cooler Planet, SN College, Rajkanika, Kendrapara, Odisha, India*.
- Pathak, H. (2023). Impact, adaptation, and mitigation of climate change in Indian agriculture. *Environmental Monitoring and Assessment*, 195(1), 52.
- Pautasso, M., Döring, T. F., Garbelotto, M., Pellis, L., & Jeger, M. J. (2012). Impacts of climate change on plant diseases—opinions and trends. *European Journal of Plant Pathology*, 133, 295-313.
- Peng, Y., Welden, N., & Renaud, F. G. (2023). A framework for integrating ecosystem services indicators into vulnerability and risk assessments of deltaic social-ecological systems. *Journal of Environmental Management*, 326, 116682.
- Pescaroli, G., Guida, K., Reynolds, J., Pulwarty, R. S., Linkov, I., & Alexander, D. E. (2023). Managing systemic risk in emergency management, organizational resilience and climate change adaptation. *Disaster Prevention and Management: An International Journal*, 32(1), 234-251.
- Pfavayi, L. T., Denning, D. W., Baker, S., Sibanda, E. N., & Mutapi, F. (2021). Determining the burden of fungal infections in Zimbabwe. *Scientific reports*, 11(1), 13240.
- Pirasteh-Anosheh, H., Parnian, A., Spasiano, D., Race, M., & Ashraf, M. (2021). Haloculture: A system to mitigate the negative impacts of pandemics on the environment, society and economy, emphasizing COVID-19. *Environmental Research*, 198, 111228.
- Pradhan, K., Ettinger, A. K., Case, M. J., & Hille Ris Lambers, J. (2023). Applying climate change refugia to forest management and old-growth restoration. *Global Change Biology*, 29(13), 3692-3706.
- Prokopenko, O., Prokopenko, M., Chechel, A., Marhasova, V., Omelyanenko, V., & Orozonova, A. (2023). Ecological and Economic Assessment of the Possibilities of Public-private Partnerships at the National and Local Levels to Reduce Greenhouse Gas Emissions. *Economic Affairs*, 68, 133-142.
- Rahman, M. H., & Alam, K. (2016). Forest dependent indigenous communities' perception and adaptation to climate change through local knowledge in the protected area—A Bangladesh case study. *Climate*, 4(1), 12.
- Raihan, A., & Himu, H. A. (2023). Global impact of COVID-19 on the sustainability of livestock production. *Global Sustainability Research*, 2(2), 1-11.
- Ratnayake, S. S., Reid, M., Larder, N., Kadupitiya, H. K., Hunter, D., Dharmasena, P. B., ... & Kariyawasam, C. S. (2023). Impact of Climate Change on Paddy Farming in the Village Tank Cascade Systems of Sri Lanka. *Sustainability*, 15(12), 9271.
- Rezvi, H. U. A., Tahjib-Ul-Arif, M., Azim, M. A., Tumpa, T. A., Tipu, M. M. H., Najnine, F., ... & Brestič, M. (2023). Rice and food security: Climate change implications and the future prospects for nutritional security. *Food and Energy Security*, 12(1), e430.

- Rodway, G. W. (2023). Climate Change in and Around the High Ranges of Asia: Consequences for Human Health. *Wilderness & Environmental Medicine*, 34(1), 1-2.
- Sarkar, P., Debnath, N., & Reang, D. (2021). Coupled human-environment system amid COVID-19 crisis: A conceptual model to understand the nexus. *Science of the Total Environment*, 753, 141757.
- Sasai, F., Roncal-Jimenez, C., Rogers, K., Sato, Y., Brown, J. M., Glaser, J., ... & Johnson, R. J. (2023). Climate change and nephrology. *Nephrology Dialysis Transplantation*, 38(1), 41-48.
- Scott, D. (2021). Sustainable tourism and the grand challenge of climate change. *Sustainability*, 13(4), 1966.
- Seymour, C. L., Korb, J., Joseph, G. S., Hassall, R., & Coetzee, B. W. (2023). Need for shared internal mound conditions by fungus-growing *Macrotermes* does not predict their species distributions, in current or future climates. *Philosophical Transactions of the Royal Society B*, 378(1884), 20220152.
- Shaw, A. K. (2020). Causes and consequences of individual variation in animal movement. *Movement ecology*, 8(1), 12.
- Shen, J., Duan, W., Wang, Y., & Zhang, Y. (2022). Household livelihood vulnerability to climate change in west China. *International Journal of Environmental Research and Public Health*, 19(1), 551.
- Subasinghe, R., Alday-Sanz, V., Bondad-Reantaso, M. G., Jie, H., Shinn, A. P., & Sorgeloos, P. (2023). Biosecurity: Reducing the burden of disease. *Journal of the World Aquaculture Society*, 54(2), 397-426.
- Subedi, A., Marchand, P., Bergeron, Y., Morin, H., & Girona, M. M. (2023). Climatic conditions modulate the effect of spruce budworm outbreaks on black spruce growth. *Agricultural and Forest Meteorology*, 339, 109548.
- Symanski, E., Han, H. A., Han, I., McDaniel, M., Whitworth, K. W., McCurdy, S., ... & James, D. (2022). Responding to natural and industrial disasters: partnerships and lessons learned. *Disaster medicine and public health preparedness*, 16(3), 885-888.
- Tang, T., Hu, P., Zhang, W., Xiao, D., Tang, L., Xiao, J., ... & Wang, K. (2023). The Role of Bedrock Geochemistry and Climate in Soil Organic Matter Stability in Subtropical Karst Forests of Southwest China. *Forests*, 14(7), 1467.
- Tiebel, K., Karge, A., & Wagner, S. (2023). Does shading and ground cover of moss and litter improve germination and establishment of *Betula pendula* Roth, *Salix caprea* L. and *Populus tremula* L. seedlings during drought stress in climate change?—A greenhouse study. *Forest Ecology and Management*, 544, 121212.
- Tiwari, A., Kurittu, P., Al-Mustapha, A. I., Heljanko, V., Johansson, V., Thakali, O., ... & WastPan Study Group. (2022). Wastewater surveillance of antibiotic-resistant bacterial pathogens: A systematic review. *Frontiers in Microbiology*, 13, 977106.
- Urban, M. C., Nadeau, C. P., & Giery, S. T. (2023). Using mechanistic insights to predict the climate-induced expansion of a key aquatic predator. *Ecological Monographs*, e1575.
- Usman, M., & Balsalobre-Lorente, D. (2022). Environmental concern in the era of industrialization: can financial development, renewable energy and natural resources alleviate some load?. *Energy Policy*, 162, 112780.
- Usman, M., Jahanger, A., Makhdam, M. S. A., Balsalobre-Lorente, D., & Bashir, A. (2022). How do financial development, energy consumption, natural resources, and globalization affect Arctic countries' economic growth and environmental quality? An advanced panel data simulation. *Energy*, 241, 122515.
- Vernooy, R. (2022). Does crop diversification lead to climate-related resilience? Improving the theory through insights on practice. *Agroecology and Sustainable Food Systems*, 46(6), 877-901.
- Vourdoubas, J. (2023). Climate change adaptation of tourism industry in the island of Crete, Greece. *Journal of Business and Social Sciences Review*, 4(3), 1-13.

- Waheed, A., Bernward Fischer, T., & Khan, M. I. (2021). Climate change policy coherence across policies, plans, and strategies in Pakistan—implications for the China–Pakistan economic corridor plan. *Environmental Management*, 67, 793-810.
- Wang, C. J., Wang, R., Yu, C. M., Dang, X. P., Sun, W. G., Li, Q. F., ... & Wan, J. Z. (2021). Risk assessment of insect pest expansion in alpine ecosystems under climate change. *Pest Management Science*, 77(7), 3165-3178.
- Watts, N., Adger, W. N., Agnolucci, P., Blackstock, J., Byass, P., Cai, W., ... & Costello, A. (2015). Health and climate change: policy responses to protect public health. *The lancet*, 386(10006), 1861-1914.
- Wiranata, I. J., & Simbolon, K. (2021). Increasing awareness capacity of disaster potential as a support to achieve sustainable development goal (sdg) 13 in lampung province. *Jurnal Pir: Power in International Relations*, 5(2), 129-146.
- Xiao, L., Asseng, S., Wang, X., Xia, J., Zhang, P., Liu, L., ... & Liu, B. (2022). Simulating the effects of low-temperature stress on wheat biomass growth and yield. *Agricultural and Forest Meteorology*, 326, 109191.
- Yu, Z., Razaq, A., Rehman, A., Shah, A., Jameel, K., & Mor, R. S. (2021). Disruption in global supply chain and socio-economic shocks: a lesson from COVID-19 for sustainable production and consumption. *Operations Management Research*, 15, 233-248.
- Zhang, Y., Liu, H., Qi, J., Feng, P., Zhang, X., Li Liu, D., ... & Chen, Y. (2023). Assessing impacts of global climate change on water and food security in the black soil region of Northeast China using an improved SWAT-CO2 model. *Science of The Total Environment*, 857, 159482.
- Zhao, Y., & Liu, S. (2023). Effects of Climate Change on Economic Growth: A Perspective of the Heterogeneous Climate Regions in Africa. *Sustainability*, 15(9), 7136.

REVIEWARTICLE

A literature review on the effect of environmental orientation on firm performance, mediating factor of green supply chain management and electronic transaction levy

Among Afoakwah Emmanuel^{1*}, Hannah Kemevor²

^{1,2}Catholic University of Ghana, Fiapre, Faculty of Economics and Business Administration, Ghana

Corresponding Author: Among A. Emmanuel: afoakwahemmanuel1@yahoo.com

Received: 08 September, 2023, Accepted: 18 September, 2023, Published: 20 September, 2023

Abstract

The purpose of this literature review is to investigate the relationship between environmental orientation and Green Supply Chain Management, as well as their impact on company performance. It investigates the role of Green Supply Chain Management in mediating the link between environmental orientation and company performance. The review will begin with a thorough discussion of theoretical concepts of environmental orientation and Green Supply Chain Management. It will then investigate the relationship between environmental orientation and Green Supply Chain Management, as well as how it influences business performance. Heading on, it is more likely to investigate the impact of outside environmental focus on firm environmental selection, monitoring, and collaboration, followed by the impact of internal environmental orientation on these three components of Green Supply Chain Management. An investigation on the effect of environmental selection, monitoring, and collaboration on firms' sustainability performance will be reviewed. On the other hand, it will assess the mediating role of Green Supply Chain Management on the relationship between environmental orientation and firm performance. It will additionally look at the mediating role of environmental selection, monitoring, and collaboration on the relationship between external and internal environmental orientation and firm performance. The moderating effect of corporate environmental reactivity on the link between environmental orientation and Green Supply Chain Management is an essential part of this paper, whereas, exploring the role of government regulation and consumer sensitivity in shaping the link between environmental orientation and Green Supply Chain Management will also be reviewed. It will then investigate the effect of Electronic Transaction Levy (E-Levy) on the impact of Green Supply Chain Management on firm performance. Studies have demonstrated that Green Environmental Orientation has a positive influence on Green Supply Chain Management procedures, which results in sustainable business performance.

Keywords: Environmental orientation; Firm performance; Green supply chain; E-levy

Introduction

In the present world, human activities have greatly impacted the environment and have made business to take actions on environmentally sustaining their practices. This focus on environmental sustainability does not only have an ethical obligation but also a business necessity (Genovese et al., 2017). As a result, firms have started to adopt environmental orientation with the green supply chain management practices to help minimize the negative impact on the environment while improving firm performance. Policies, strategies and practices are all part of the firms overall stance on environment (Yildiz et al., 2019). Whereas, on the hand reducing the environmental impact of supply chain activities are the practices that green supply chain management inhabit. These practices work with suppliers in order to reduce the negative impact of supply chain activities on the environment which mainly include the environmental selection, monitoring, and collaboration (Chin et al., 2015).

At present, Businesses around the world are paying careful consideration to environmental sustainability in a variety of manners to remain competitive and environmentally friendly in global markets (Nekmahmud and Fekete-Farkas, 2020). The process by which firms choose their environmental aims and tactics based on their external environment is referred to as the mediating role of environmental selection of firms on the relationship between external environmental orientation and firm sustainability performance (Bu et al., 2020). This idea relates with the theory of Transaction Cost-Economic which emphasises that businesses operate in a setting that offers them a variety of opportunities and makes integration with other partners to foster their benefits and cut the cost of business operations. Whereas, the external environment is made up of elements that influence how businesses operate, including societal trends, legal frameworks, and economic situations (Halkos and Nomikos, 2021). Strongly externally oriented businesses are more likely to be aware of these variables and modify their plans accordingly.

However, Tien et al. (2020) highlighted in the findings of his study that the attainment of the sustainability goals including environmental preservation, social responsibility, and economic viability, awareness of and adaptation to the external environment are essential or fundamental things. In addition to this, businesses that put sustainability as their priority can benefit their respective society, the environment, and their profit line. Adopting an external environmental orientation (EO), which is the degree to which a corporation is aware of and responsive to external environmental variables, is one strategy to achieve organizational sustainability. However, the process of choosing and adjusting to a certain environment to maximise a firm's performance is referred to as environmental selection (Camilleri, 2017). To do this, the firm's strategies, resources, and competencies must be in line with the environmental elements that it needs to consider.

There are many advantages of environmental selection of firms on the relationship between external environmental orientation and firm sustainability performance. The capacity to define and prioritise sustainability goals based on the external environment is one of the main advantages for businesses. Since, this ensures that the company's sustainability initiatives are in line with the requirements and demands of its stakeholders, such as clients, staff, and investors. However, in the light of stakeholder theory, the alliance of all parties is the vital source for the success of the firm and its high performance. Furthermore, according to Ardito and Dangelico, (2018) identifying and taking action to address the environmental risks and possibilities in their external environment, helps businesses enhance their sustainability performance. More environmentally conscious businesses are more likely to take proactive steps to lessen their influence on the environment and increase their sustainability performance. Additionally, the mediating function of environmental firm selection on the association between external environmental orientation and firm sustainability performance aids in the development of stronger stakeholder relationships (Ardito and Dangelico, 2018). Businesses may show their

commitment to sustainability and gain the trust of their stakeholders by coordinating their sustainability goals with the outside environment. This can ultimately result in better access to funding, enhanced employee engagement, and increased consumer loyalty.

Moreover, the impact of environmental orientation on sustainability performance depends on how well a corporation can choose and respond to environmental conditions. For instance, companies with a high environmental orientation that are successful in environmental selection may function more sustainably than companies with a high environmental orientation that are unsuccessful in environmental selection (Brulhart et al., 2019). Furthermore, Yasir et al., (2020) argued in his study that environmental selection may act as a moderator in the relationship between EO and corporate sustainability performance for several reasons. Firstly, businesses that are successful at environmental selection are better able to recognise and address environmental concerns. They can use their expertise and resources to address environmental problems and benefit stakeholders. Secondly, environmental selection can improve a company's credibility and reputation, which can foster more support and confidence from stakeholders. More clients, investors, and employees might be attracted to businesses that are viewed as legitimate and reliable, which can enhance their sustainability performance. Thirdly, environmental selection can encourage creativity and innovation, which can result in the creation of environmentally friendly goods, services, and procedures. Innovative and adaptable businesses can boost their sustainability performance and earn a competitive advantage (Yasir et al., 2020).

However, Brulhart et al., (2019) gave a contrary perception in his study that the environmental choice can potentially lessen the impact of environmental orientation on sustainable performance if businesses choose the incorrect environment or do not adjust to rapidly changing environmental conditions. For instance, businesses with a high environmental orientation who neglect to choose the appropriate environmental elements or modify their business plans may be exposed to environmental dangers and inefficient use of resources. Additionally, they risk losing their credibility and reputation, which could impair their sustainability performance. To achieve sustainable performance, businesses must balance their environmental orientation with sensible environmental selection.

Thus, it can be said that environmental choice is a significant mediating factor in the connection between environmental orientation and firm sustainability performance. By identifying and addressing environmental concerns, boosting legitimacy and reputation, and encouraging innovation, businesses that are effective in environmental selection can increase the impact of Environmental Orientation on sustainability performance. However, businesses that choose the wrong environment or fail to adapt to shifting environmental conditions may lessen the impact of Environmental Orientation on sustainability performance by running the risk of damaging the environment, losing their credibility and reputation, and stifling innovation. To attain sustainable performance, businesses should prioritise making effective environmental choices and balance their Environmental Orientation accordingly (Nekmahmud and Fekete-Farkas, 2020). Moreover, in light of stakeholder theory, firms can enhance their sustainability performance by forging closer ties with their stakeholders, and achieve long-term success by adapting smart approaches of the external environmental selection.

Theoretical framework

Resource Dependency Theory

The Resource Dependency Theory (RDT) is a vital approach to thoroughly analyse the effects of environmental orientation on firm performance in line with the mediating role of green supply chain management. The theory

of resource dependency mainly highlights that organizations are highly reliant on resources that are under the control of other business organizations of respective markets. This theory further reflects a contrary idea that businesses may try to establish strategic partnerships with suppliers, consumers, and other stakeholders to lessen their reliance on external organisations (Velte and Stawinoga, 2017). In accordance with this theory, businesses who can successfully manage their reliance on outside resources can perform better and gain a durable competitive edge. RDT can be employed to comprehend a firm's environmental orientation, adoption of green supply chain management practices, overall performance and relation of these variables with one another. In light of the RTD, businesses that place a higher priority on the environment may be more reliant on outside resources like access to environmentally friendly supplies or favorable regulatory authorities. In addition, the businesses may try to maintain strategic connections with suppliers and other stakeholders who share same environmental principles to reduce their burden and this dependency can be progressive (Saeed and Kersten, 2019).

The theory sufficiently links with the concept of environmental orientation and its impact of firm performance. Jiang and Fu, (2019) stated that the environmental orientation of a business has positively impact on overall firm performance. The initiatives of environmental orientation of the firm significantly attracts to the stakeholders towards the sustainable business approaches of the firm. Besides, the Environmental Orientation also increases the reputation of the firm among its competitor by incorporating efficient sustainable measures such as green supply chain management. Collectively these variables results in increased firm performance. In addition, the RDT also emphasizes that the business can control its resource dependencies and lessen reliance on outside organizations by incorporating efficient green supply chain management. In the context of green supply chain management, the business can utilize the principle of 4R1D (reduce, reuse, recycle, reclaim and degradable) (Kamarudin et al., 2023).

Transaction cost economic theory

The theory of Transaction Cost Economics (TCE) focuses on the expenses involved in business transactions between organisations. According to TCE, businesses may opt for vertical integration to benefit from reduced prices provided by outside suppliers, or they may choose to outsource to cut transaction costs. The Transaction Cost Economics theory also contends that the choice between outsourcing and vertical integration is dependent on the particular characteristics of the transaction, such as asset specificity, frequency, and unpredictability (Schneiberg and Hollingsworth, 2019).

Transaction cost economic theory is a significant theoretical approach to analyse the conceptual model of environmental orientation and its effects on firm performance incorporating the mediating role of green supply chain management. According to the theory, businesses may decide to implement green supply chain management techniques to cut down the transaction costs related to environmentally friendly inputs, environmental law compliance and maintaining relationships with suppliers and consumers. Businesses can improve their connections with suppliers and customers while lowering the unpredictability and complexity related to environmental sustainability from these practices (Liu et al., 2018). The theory also indicate that businesses must weigh the advantages and disadvantages of various transaction structures while utilising green supply chain management to foster firm performance. However, the theory supports the idea that the businesses can lower transaction costs and improve their connections with suppliers and consumers when using GSCM which ultimately results in smooth and efficient firm performance.

Stakeholder Theory

Stakeholder theory plays a significant role in understanding the potential factors and their influence on the overall organizational performance (Jones et al., 2017). Stakeholder theory can be a vital approach to analyse the effects of environmental orientation on firm performance concerning the mediating role of green supply chain management. The stakeholder theory majorly emphasises that businesses should consider the interests of all involved parties while taking strategic business decisions regarding the GSCM as a mediator to boost firm performance. The considered parties may include consumers, employees, suppliers, shareholders, and the general public. This emphasis on mutual collaboration reveals that business firms have some social and environmental obligations which are most important than their commercial benefits (De Gooyert et al., 2017). In the context of green supply chain practices, businesses are also bound to incorporate the decisions of all stakeholders to gain maximum productive outcomes from sustainability-related initiatives of the firm.

However, in light of the stakeholder theory and the influence of environmental orientation on firm performance, it seems clear that businesses are obliged to consider their business activities to remain in line with sustainability and maintain good performance of the firm. Stakeholder theory further emphasises the businesses regarding the safety and adequate health measures of their employees and local masses which is also associated with the variable of firm performance (Freeman et al., 2018).

Concept of Environmental Orientation

Environmental orientation is a comprehension of the environment and the actions taken to lessen the environment's adverse effects on it by a person or an organisation. It entails a paradigm shift towards more ecologically friendly behaviours and sustainable practices. Due to growing concern about climate change and its catastrophic impacts on the environment, the notion of having an environmental orientation has received an enormous amount of attention recently (Hörisch, et al. 2017). The research study conducted by Coşkun et al. (2017) states that two alternative approaches can be taken to the idea of environmental orientation. An individual's perspective is the initial perspective and an environmentally conscious person is one who makes efforts to lessen their influence on the environment. This might involve activities like recycling and using less energy or selecting products with less packaging. An individual who values the environment is aware of its environmental impact and works to reduce it.

Moreover, the other approach is regarding the organizational perspective; an organisation that values sustainability and understands the benefits of reducing its environmental effect is regarded as environmentally oriented. An environmentally oriented organisation is aware of its obligation to help protect the environment for subsequent generations. As a result, it actively works to minimise its carbon footprint and other adverse effects on the environment (Gkorezis and Petridou, 2017). In terms of the organization, the study conducted by Roscoe, et al (2019) elucidates that adopting waste reduction strategies is one method an environmentally conscious organisation may lessen its influence on the environment. This can entail cutting back on packing, recycling, and material reuse in addition to cutting the quantity of trash the company produces. The company may lessen its ecological impact and aid in the conservation of natural resources by cutting waste. Other than that, another strategy includes the usage of sustainable resources in business operations. The business is required to obtain materials from vendors who follow sustainable business practices or utilise products with minimal negative effects on the environment. For instance, a company may substitute recovered plastics or bamboo for traditional resources like timber or plastic (Yong, et al. 2020).

Furthermore, according to the research study conducted by Akhil, (2017) states that energy-efficient practises must be adopted by environmentally conscious businesses in order to lessen their carbon footprint as environmental degradation continues to be a global problem. Utilising renewable energy sources, installing energy-efficient bulbs and equipment, and improving heating and cooling systems are some of the strategies to adopt these practices. Organisations do this to drastically lower their energy use, which will lower their carbon emissions and help to preserve natural resources. Additionally, employing energy-efficient practices has advantages for the environment as well as potential long-term cost benefits for businesses. To promote sustainability and lessen their influence on the environment, it is crucial for environmentally conscious organisations to prioritise the adoption of energy-efficient practices in their operations (Iqbal et al. 2021).

In addition to that, there are several advantages of environmental orientation for the business and one of the benefits of that business is cost reduction. Concerning that the study by Caldera et al. (2019) highlighted that businesses could experience cost reductions over time by implementing sustainable practices. They can cut their operational expenses and increase their bottom line by eliminating waste, saving resources, and implementing energy-efficient practices. In addition to that Chowdhury et al (2018) also state that Energy-saving procedures can lower energy costs for businesses. The business can decline Long-term energy expenses by using energy sources that are renewable. In a comparable manner, recycling materials can result in lower waste disposal expenses as well as new revenue sources. Companies may save finances by implementing the concepts of lean manufacturing to decrease waste, boost productivity and enhance quality. Additionally, using sustainable business practices may help organisations use less water and raw materials which further leads to saving their business finances (Javaid et al. 2022).

Other than that, another advantage for the business to the environmentally oriented is the improved reputation as Clients, stakeholders, and others in the marketplace frequently have more favourable assessments of businesses that take an ecologically conscious approach. Customers are more inclined to pick businesses that are dedicated to sustainability as they are becoming more aware of how their purchases affect the environment (Lin et al. 2018). Moreover, companies improve their reputation and draw in more consumers by showcasing their dedication to environmental sustainability. Additionally, firms that are dedicated to sustainability are gaining more investor attention, which can aid enterprises in attracting new investment (Dabija et al. 2019). Furthermore, Environmental standards are getting more and stricter, and violating those standards lead to penalties and fines. Companies that are environmentally conscious make sure they stay in line with laws and avoid expensive legal problems. Additionally, organisations that actively manage their environmental impact are better equipped to adjust to shifting legislation and prevent interruptions to their daily operations. Corporations can prevent negative publicity and reputational harm from environmental events and non-compliance by adhering to rules (Cai et al. 2020).

Apart from the advantages, environmental orientations also cause some disadvantages for the business and concerning one of which becoming the greater upfront expenses involved in implementing the necessary adjustments (Hill, 2020). This entails making investments in renewable energy sources, buying machinery that is energy-efficient and putting recycling programmes in place for businesses that could ultimately lead to long-term cost savings, these expenses can be prohibitive for smaller companies or those with fewer resources. Because of this, some companies are reluctant to spend money on sustainable practices, especially if they do not see a quick return on their investment (Kuehne et al. 2017).

Concept of Green supply chain management

Green supply chain management refers to the strategic technique that is used to manage the entire supply chain with a particular emphasis on environmental and sustainability practices. By integrating sustainability into each component of the company, from the procurement of initial supplies to the shipment of the finished product, GSCM aims to reduce the environmental effect of the whole supply chain (Choi et al. 2018). The foundation of GSCM is the premise that organisations are not isolated, self-contained systems, but rather, are a component of a larger system which involves suppliers, clients, and the environment. As a result, GSCM places a strong emphasis on the value of cooperation and communication throughout the whole supply chain in order to find strategies to cut waste, boost energy efficiency, and encourage the use of sustainable resources (Pusparini and Kusumastuti, 2019). This concept has focused on four key areas, one of them being green procurement, which is obtaining goods and services from vendors that use eco-friendly business practices. It is essential because it enables companies to lessen waste, encourage the use of sustainable products, and lower their carbon impact. This entails selecting suppliers whose activities minimise waste, employ renewable energy resources, and decrease the release of greenhouse gases (Ebrahimi et al. 2021).

In addition to that, the study of Isa et al. (2017) further states that green procurement is crucial since it aids companies in lessening their environmental effect and motivates vendors to follow environmentally friendly procedures. Businesses may boost their brand, enhance their commitment to sustainability, and satisfy consumer demands by acquiring goods and services from environmentally conscious vendors. Moreover, the other key areas include green operations as sustainable business practices are included in regular business operations as part of green operations. This involves utilising eco-friendly products and gear, cutting down on trash, and decreasing energy usage. Moreover, green operations are essential as they enable organisations to lessen their negative effects on the environment, increase operational effectiveness, and cut costs (Amjad et al. 2021). Green logistics is the third key area as by optimising routes, lowering fuel consumption and utilising other modes of transportation including rail and water, green logistics aims to reduce the environmental effect of transportation and logistics. This is crucial as a large number of emissions of greenhouse gases and other adverse impacts are related to transportation and logistics.

In addition to that green logistics are essential because they assist companies in lowering their operating expenses and environmental effect. Businesses lower their carbon footprint, improve operational effectiveness, and cut expenses related to logistics and travel by using green logistics practices (Kobzev et al. 2023). The last aspect includes green marketing, which entails informing clients about how they may lessen their personal environmental effects as well as advertising the environmental advantages of the company's products and services. This involves highlighting the goods' and services' environmental advantages, such as their lower carbon footprint, improved efficiency of energy, and use of sustainable resources. Moreover, businesses stand out from rivals and attract customers that have conscious of the environment by emphasising the environmental advantages of their goods and services (Hong and Guo, 2019).

According to Lim et al. (2017), numerous nations passed rules and implemented laws that aim to minimise some of these adverse practises, which encouraged many or all of these adverse behaviours, due to the detrimental impact that these practises have on both the planet and consumers identical; such as the issue of air pollution, a decrease in the size of environmentally conscious spaces, the decreasing amount of natural assets, and the increase in the quantity of damaging waste from industries. Hong et al. (2018) stated that this spurred many organisations to include sustainability concerns into their manufacturing, marketing, and managerial strategies. As a result, sustainable manufacturing processes are an emerging phenomenon that is influencing the efficiency of UK business organisations in general, and industrial organisations specifically, by requiring these

organisations to provide goods that are not detrimental to the surroundings or consumers, allowing these organisations to compete regionally and globally.

Raut et al. (2017) states that in light of the environmental concerns and fierce competition that industrial businesses confront, gaining a competitive advantage is a strategic goal that they pursue. Competitive advantage is a quality that provides an important benefit to customers, contributes to increased earnings, and ensures the organization's long-term success. It refers to a collection of procedures that set the organisation apart from opponents through proactive approaches. As per Luthra et al. (2017), the organised a competitive edge assist for getting more of the market, indicating growing the quantity of its revenues and earnings, as it is the engines and trigger for organisations to grow and bolster their assets and skills in the area of studying and developing in order to preserve this benefit as well to having the edge in competition will lead to achieving a higher profit margin Whereas, Mathivathanan et al. (2018) states that the edge over the competition is obtained by covering focus on quality control, rationalizing fees, and establishing good collaborative interactions with clients and vendors, which results in a boost in the business's capacity to persuade its consumers of what it has to offer them, which increases its market share over its opponents and leads to an increase in volume of sales, earnings rates, and investment returns.

Although Laari et al. (2016) states that green supply chain management has many advantages for businesses, it also has significant drawbacks. One of the key downsides of Green Supply Chain Management is the increasing expense of implementing sustainable supply chain practises. To lessen their environmental impact, businesses may need to invest in innovative technology such as energy-efficient equipment or waste management systems. According to Esmaeilian et al. (2020), these expenditures may incur considerable upfront costs, which may have an immediate impact on the firm's profitability. Furthermore, GSCM practises may make a company less competitive in the market, but also they drain the company out of money as well since consumers may be unwilling to pay a premium for ecologically sustainable items. Another downside of Green Supply Chain Management is the possibility of increasing supply chain complexity. While Touboulic and Walker (2015) state that the existing supply chain procedures and structures an introduction of sustainable practices may necessitate changes which may result in supply chain interruptions. This could lead to product delivery delays, lowering customer satisfaction and harming the company's reputation.

Furthermore, Saberi et al. (2019) stated that implementing Green Supply Chain Management practices may need organisations to collaborate closely with their suppliers to verify that they, too, are embracing sustainable practices. This partnership could be difficult, especially if suppliers are unwilling to invest in new technology or procedures to lessen their environmental impact. While Khan et al. (2017) states that Green Supply Chain Management provides various benefits to organisations, it also has certain drawbacks, such as increased cost, increased complexity, and cooperation issues with suppliers.

Corporate Environment Proactiveness

Corporate environmental proactiveness denotes the capability and willingness of the business to take proactive actions towards environmental sustainability. It is a concept that emphasises how crucial preserving the environment is to business responsibility (Adomako et al. 2021). CEP may be considered as a gradient with proactivity levels varying from low to high. Moreover, businesses that adopt a proactive approach to environmental management take action to lessen their influence on the environment before it is mandated by legislation. This might involve taking steps to lower greenhouse gas emissions, generate less waste, use less energy and water, and promote sustainable business practices throughout their supply chain (Galbreath et al. 2023). The research study conducted by Shapiro-Garza et al. (2020) stated that PES is significant because

it provides both financial and environmental advantages. Companies that take a proactive approach to environmental sustainability have the ability to lower their operational costs by using less energy, producing less trash, and using resources more effectively.

Additionally, Corporate Environmental Proactiveness also improve a business's standing, value to customers, and confidence among stakeholders, which further result in an upsurge in client loyalty and share of the market. Other than that, Li et al (2020) claim that Managers who adopt a reactive environmental strategy solely adhere to legal requirements and consider corporate environmental responsibility as constraints, in contrast to managers who adopt a proactive environmental strategy that supports enterprises' capacity for innovation. Furthermore, corporate environmental proactiveness can be attained by means of a range of techniques, such as environmental management systems, sustainability evaluations, green purchasing, and stakeholder involvement. The research study conducted by Jell-Ojobor and Raha, (2022) elucidated that, an organised approach to environmental management regarded as environmental management systems (EMS) helps businesses to recognise, track and control their environmental consequences. Another tactic that businesses are needed to employ to inform stakeholders about their environmental performance reports on sustainability. In order to lessen the supply chain's influence on the environment, sustainable buying entails choosing eco-friendly goods and services. Stakeholder engagement is a crucial corporate environmental proactive component because it enables businesses to better comprehend the issues and demands of stakeholders about a sustainable environment (Jiang and Fu, 2019).

Electronic Transaction Levy

An Electronic Transaction Levy (E-levy) is regarded as a concept that imposes a tax on digital or electronic transactions. The tax is often imposed on purchases made via electronic payment methods including credit cards, electronic transfers of funds and mobile devices (Akua Anyidoho et al. 2022). Legislators and governments now face new issues in tax collection and upholding equitable conditions for companies due to the growth of e-payment systems and the rising prevalence of digital payments. An E-levy has the purpose of collecting an amount of money from electronic transactions and sending it to the authorities so that it may be used to pay for public facilities and amenities (Mpofu and Moloi, 2022). In several lower-income nations, taxing mobile money is suggested as a method of obtaining revenues from sizable informal economies. Clifford (2020) explains that taxing mobile currency appears at first appearance to provide a possibility to broaden the base of taxpayers to these new users and thus seems acceptable to tax officials (Gallien and van den Boogaard, 2021).

Mpofu (2022) asserts that, mobile money taxes offer an exemption for post-pandemic rebuilding spending and a possibility for extending the tax bases and a means to tax the private sector in its unofficial status without establishing it. This concept is important as it provides a new source of revenue to governments. According to research of Ahinsah-Wobil, (2022) elucidated that, the prospect for revenue from an E-levy increase significantly as the usage of electronic monetary transactions and a payment keeps increasing. The government used the revenue to pay for public services like infrastructure, healthcare, and education to raise the standard of living for its people. Moreover, E-levy gives governments a more reliable stream of income than conventional taxes. Economic downturns have an impact on traditional taxes, but this concept offers a more steady revenue stream even in difficult circumstances. During the uncertain conditions, it helped governments to maintain public services which contribute significantly to the economic (Nutassey et al. 2023).

Furthermore, the parliament and, to some extent, the entire country are solely focused on the E-Levy because of the impending financial crisis and the government's inability to propose a long-term budget reduction, to the

exclusion of a more pressing issue like the efficiency and rationalisation of expenditures. Another importance of the Electronic Transaction Levy is that financial tax transactions are gathered at sources and this concept made it affordable and simple to manage as several transactions take place electronically (Klutse, 2023). Additionally, it can be gathered for less than 1% of the sales elevated, particularly if there are already established market structures. Moreover, The E-Levy is the simplest and inexpensive tax system to operate the revenue initiatives suggested for 2022 since the majority of transactions are conducted online and the tax can be raised electronically and at the point of origin.

The E-Levy will burden current taxpayers, but its goal is to broaden the tax base and raise funds for entrepreneurship development, youth employment, infrastructure development, and debt repayment (Klutse, 2023). Moreover the advantages of E-levy discussed above, one of the potential drawbacks of this concept is that administrative burden. As governments and corporations may find it difficult and expensive to implement and manage an ETL the government is required to provide the regulatory structure for levy, which must include identifying the range of operations that are bound by it, determining its rate, and enforcing compliance (Agyeiwaa-Afrane et al. 2022). Moreover, they are required to modify their accounting and reporting frameworks to take the tax into account which is time-consuming and expensive. Additionally, companies might need to bring on more staff to handle the ETL's administrative duties. Small enterprises, who might lack the capacity to administer the tax properly, may find it particularly difficult to handle this administrative load (Agrawal and Fox, 2017).

Firm Performance

The concept of firm performance denotes the operational and financial effectiveness and success of the business. It is an important indicator of how effectively a business accomplishes its aims and objectives (Fuji et al. 2016). The significance of business performance dwells in its capacity to assess a business's long-term viability and marketplace performance. Moreover, the performance of a company is influenced by a number of variables (Ibhagui, and Olokoyo, 2018). Financial performance is the main element of firm performance and this includes significant indicators like revenue expansion, profitability, return on investment, and the value to shareholders. The success of a corporation depends extensively on its financial performance since it affects its capacity to grow, expand processes, and deliver value for investors (Chadha and Sharma, 2015). For manufacturing companies, company performance is crucial since it can influence whether they will succeed and last in a market that is highly competitive. A manufacturing company's effectiveness is inclined by a number of factors, including the price of supplies, manufacturing costs, and the cost of overhead. Manufacturing companies may boost their financial performance and guarantee long-term sustainability by optimising these expenses (Hasan, 2015).

In addition, the study conducted by Rajapathirana and Hui, (2018) highlighted that the performance of a company is additionally significantly impacted by operational efficiency. This includes measurements for supply chain management, efficiency, and cost-effectiveness. An organisation that runs successfully is better able to provide goods or services to clients, cutting costs and boosting profitability. Concerning manufacturing firms, the production process should be streamlined to minimize costs, increase productivity and reduce lead times; this may be accomplished by putting several ideas into practice, such as just-in-time inventory, agile production, and comprehensive quality management (Javaid et al. 2022). Moreover, the firms are also required to make sure their products adhere to the necessary requirements. This can be accomplished by putting quality control mechanisms in place that include assurance of quality and quality assessment.

Furthermore, innovation is a crucial component of business performance. A business that innovates and creates new goods or services outperforms its rivals and takes hold of available markets. Additionally, innovation also results in improved client loyalty, cost savings, and operational effectiveness (Shouyu, 2017). Manufacturing companies must adopt an innovative strategy for both product developments as well as manufacturing procedures, for those businesses are required to capitalize on research and development and employ new technologies in the manufacturing process (Cooper, 2019). Apart from the factors discussed above, another critical element in determining a company's performance is customer satisfaction. A business is more inclined to be successful in the long run if it offers high-quality goods or services that satisfy its clients' expectations (Selvam et al. 2016).

Relationship between Environmental Orientation and Green supply chain management

Impact of External environmental orientation on environmental selection of firms

External environmental orientation is mainly referred to the external forces that have an influence on firm's decision-making process regarding environmental issues (Khan et al., 2019). According to Shibin et al. (2020), this can include government regulations, stakeholder pressure, and consumer demand for environmentally sustainable products. External environmental orientation always plays critical role in shaping a firm's environmental selection decisions, particularly regarding the selection of suppliers. As per Zaid et al. (2018), it is more likely to prioritize environmental considerations in its supplier selection process when a firm is externally environmentally oriented. This means that firms are more likely to select suppliers that have demonstrated a commitment to sustainable practices and have implemented environmental management systems. Whereas, Bastas and Liyanage (2018) states that reducing energy consumption, using environmentally friendly materials, and implementing recycling programs are these suppliers track record of reducing their environmental impact.

Moreover Rostamzadeh et al. (2015) stated that, a critical factor in the externally environmentally oriented firm the supplier's selection process is more likely to consider is supplier's environmental performance. This can be seen in firms that require their suppliers to provide environmental reports or participate in sustainability audits. However, Esfahbodi et al. (2016) stated that firms may also require suppliers to meet specific environmental standards, such as ISO 14001, before they can become a supplier to the firm. Though, Kouhizadeh et al. (2021) has stated that being externally environmentally oriented has often led to some negative outcomes. For example, supplier selection process may limit the supplier pool, which could negatively impact their supply chain performance as firms that prioritize environmental considerations are quite strict in this matter. According to Seman et al. (2019), this might be due to the number of suppliers that meet the firm's environmental criteria are usually limited, which makes it difficult to find suitable suppliers that can meet the firm's demand requirements. According to Vanalle et al. (2017), Tesco has a dedicated Sustainable Sourcing team that takes care of ensuring that the company's suppliers meet its environmental standards. Tesco also requires all of its suppliers to comply with its Code of Business Conduct, which mainly includes a commitment to environmental sustainability. Additionally, Beske-Janssen et al. (2015) states that Tesco has had a set specific environmental targets for its suppliers, such as reducing water usage and carbon emissions, which has made it quite sustainable. Whereas, Fallahpour et al. (2017) states that Unilever has implemented a Sustainable Living Plan, which includes a commitment to sourcing all of its agricultural raw materials sustainably by 2030. Unilever has been working on maintain and establishing a Sustainable Agriculture Code, which outlines the company's expectations for its suppliers regarding environmental sustainability.

According to Formentini et al. (2016), the external environmental orientation has played a significant role in shaping a firm's environmental selection decisions. Although, the externally environmentally oriented firms have been more likely to prioritize environmental considerations in its supplier selection process and consider a supplier's environmental performance as a critical factor. However, Paulraj et al. (2017) states that firms are now prioritizing environmental considerations in their supplier selection process to achieve sustainability goals. However, by requiring suppliers to comply with specific environmental standards and conducting sustainability audits, firms now ensure that their supply chains are environmentally sustainable.

Impact of External environmental orientation on environmental monitoring of firms

Stakeholder theory addresses the link between business environmental orientation and monitoring perspectives. Environmental orientation has significant influence on the supply chain monitoring of firms. It includes the market conditions and regulatory practices involved in monitoring process. According to Kang et al. (2018) institutional forces and management aspects involved in environmental orientation affect the innovation and capabilities. The researcher addressed the influence of EMS (Environmental Monitoring System) include innovation and strategic capability for monitoring the performance. In the similar view Bu and Liu (2020) stated indirect effects to external environmental change on monitoring firms performance. This demands green supply chain management aspects involved in business process and highlighting the strategic influence to manage change. Therefore, external environmental factors influence monitoring performance of firms. It also impacts business analytics and competitive growth of business firms. According to the study of Zameer et al. (2022) green innovation in the supply chain patterns is the external factor affecting the environmental orientation of firms. It is also necessary to include the competitive growth factors involved in environmental orientation.

The impacts of environmental orientation involved identification of new business options and increase in responsiveness. Tatoglu et al. (2020) conducted a research to examine the impacts of external environmental factors affecting the competitive position of firms. The researcher addresses that emerging trends of markets and environmental management practices are the external factors affecting the strategic choice of management. It also addresses the strategic selection for the improvement in environmental factors. The implementation of strategic environmental orientation influence supply chain management practices and sustainable position of the companies. Habib et al. (2021) conduct a research to evaluate the impacts of strategic orientations and green supply chain in management practices and firms performance. The author addressed that green supply management practices involve the sustainable growth of business companies. It is also important to address the strategic decisions involved in business sustainability practices. Moreover, external factors such as market trends towards sustainability also involve in strategic decision making involved in the firms.

Increase in the responsiveness has positive impacts of environmental orientation of firms. It is important to define the green supply chain practices involved in the companies. In today's world, strategic influence towards improved management practices influence business decisions and sustainability of firms. It is also critical to innovate the business performance and productive demands of the company. Hence, environmental orientation is also affected due to citizenship roles and behaviours to achieve sustainable business practices (Cheema et al., 2020). It is necessary to note the size of firms, and management practices involved during the generation of environmental management and certification. According to Younis et al. (2020) firm age and size are the critical factors that define the relationship between green supply chain management practices. The corporate performance of the company is the internal factor that is influence by the external environmental factors involved in business strategic decisions. In addition to this, entrepreneurial orientation and strategic decisions making of managers are also the external factors that influence the organisational decision making. Wang et al.

(2021) addressed that environmental turbulence and productive roles of business organisations are the external factors influence business productive decisions. Hence, change in external condition of market and external innovation in business trends are the factors affecting environmental orientation and strategic decisions involved in firms.

Impact of External environmental orientation on environmental collaboration among firms

Institution theory describes the organisational expectation and values that increase environmental collaboration. Feng et al. (2019) stated that firm performance and customer orientation is critical to moderate the ethical aspects of industry. Environmental orientation and collaboration also influence strategic decision of the firms. It is critical to respond on the trends and changing patterns of business firms. Increased awareness on environmental aspects is the critical factor affecting environmental collaboration. According to Ardito et al. (2021) digital practices and environmental orientations are critical to increase environment innovation of firms. It is important to increase environmental collaboration among firms. In the similar view, Feng et al. (2019) stated that firm performance and customer orientation is critical to moderate the ethical aspects of industry. It is important to increase environmental collaboration among firms. This increase competitive rivalry and greater force of sustainability among business firms. There are positive impacts of environmental orientation and collaboration because it improves stakeholder engagement. External environmental orientation is also important to improve resource management aspects involved in business firms. Zhou et al. (2019) stated the relationship between green management, firm's innovation and environmental orientation. The author addressed that dynamic capabilities between firms can be managed with environmental collaboration. This leads to strategic growth and sustainability for business firm. The role of strategic orientation is also critical to increase servitisation and managing collaboration between firms.

Impact of internal environmental orientation on environmental monitoring of firms

Stakeholder theory emphasized on environmental monitoring of firms. Business internal environmental orientation has significant influence on monitoring of firms. Environmental monitoring of firms refers to the process involved in the collection, reporting and analysis of data related to market demand for a firm's product and services. These are the parameters that influence the effective decision making of the firms. Business firms can manage performance and competitive factors of the business growth by evaluating and monitoring the performance of the companies (Bu et al., 2020). The role of internal environmental factors influences organisational monitoring decisions. A business company with strong internal environmental orientation is effective to prioritise the business metrics of the firms. These are effective approaches in representing the data and sustainable strategy involved in environmental aspects. There are significant positive impacts of environmental orientations on the monitoring strategies of the companies. According to the study of Yasir et al. (2020) environmental performance and internal orientation can be examined by evaluating the environmental monitoring of firms. These are important parameters for addressing the norms and values involved in organisational decision making. The role of environmental monitoring is important to address the strategic management plan involved in firms. These are the voluntary strategic actions and environmental management choices adopted by the companies.

It is necessary to monitor the internal environmental factors of the companies. There is a significant impact of supply chain activities on the performance of the firms. Therefore, monitoring the Human Resource Management practices that green include supply chain management (GSCM) inhabit are critical to examine.

The internal environmental orientation of the companies is effective to manage the organisational practices and strategic work with suppliers. This is helpful to reduce the negative impact of supply chain activities on the environment which mainly include the environmental selection, monitoring, and collaboration (Chin et al., 2015).

Relationship between green supply chain management and firm performance

Effect of environmental selection of suppliers on firms' sustainability performance

Resource based view of the sustainability of firms is critical to influence supplier selection. It is necessary to analyse the impacts of environmental collaboration on the sustainable performance of companies (Ahmed et al., 2020). The environmental selection of business firms influences supplier demands. It is a key parameter that addresses the competitive role of business companies. One of the primary factors that affect environmental selection of suppliers of firms depends on sustainability. It is critical to reduce the environmental foot prints of data and increase sustainable business performance. With the evidence of environmental selection of companies, supplier selection can be improved and managed with sustainable performance of the companies. These are important to manage low foot prints of environmental regulation and increase the valuable sustainability of the company. Business stakeholders address the supply chain management options to integrate the qualitative scenario of firm competitiveness. With the role of green supply chain management, business performance can be improved by increasing the operational performance objectives (Abdullah et al., 2020). These are important to manage the selection parameters involved in the supplier selection. Environmental selection of suppliers influences organisation's supply chain decisions.

It is critical to examine the supplier sustainability parameters involved in organisational decision making. Supplier selection is important to address critical decisions based on sustainability patterns of the business. These are important to manage the operational performance of the companies (Ahmed et al., 2020). The role of supplier selection is important to manage the business performance of the companies. It is necessary to increase the productive performance of the leading roles and potential opportunities involved in business. This is also critical to increase performance of business firms. Environmental selection of suppliers influences the sustainability performance of the companies. With the help of supplier selection, companies can improve the performance and productive outcomes of business. It is necessary for the management of green supply chain and operational performance of the company.

According to Awan (2019) supply chain practices improve sustainability performance of the companies. It ensures the safety management practices that ensure business sustainability. The role of social sustainability practices is important to increase the performance of firms. In the study of Yidiz Cankaya et al. (2019) green supply chain management practices are important to increase the productive performance of suppliers. These are the environmental practices that increase the performance of companies. With the help of supply chain management, business companies can address the focal performance of the firms. According to the study of Govindan et al. (2020) supply chain management practices are important for the increase in the performance of the firms. These are the crucial sustainable elements that increase the performance of firms. The role of sustainable practices is important to increase the environmental sustainability factors. In this context, the supply chain roles are directly linked to the performance of the companies.

Business supply chain selection is also important to improve big data analytics and performance management of the company. It influence organisational decisions and supply chain management roles in the company. With

the evidence of environmental selection of suppliers, business companies can improve the sustainable performance of the companies. According to the study of Giannakis et al. (2020) supplier sustainability performance is linked to the business performance and network analytics process. It is necessary for the sustainability performance and outcome based metrics related to the complementary roles of business performance. It has certain positive impacts of the economic growth of the companies. There are different dimensions that suppliers can be used to fulfil the sustainable needs of the companies. These are evident to increase performance and sustainability of companies.

With the help of green supply chain management, business companies can improve the sustainable practices and ensure the effective performance of the companies.

In this regard, the role of supplier sustainability positively effects the organisational growth. This play a vital role in the classification of the sustainable performance parameters involved in the companies. The impacts of data analytics and environmental performance are critical for the management of supply chain parameters (Benzidia et al., 2021). Hence, performance of the company is affected due to supply chain management selection. The complementary of supplier selection is important to link the sustainability parameters involved in business performance. In addition to this, environmental selection can create a significant influence on the competitive and sustainable performance of the business. Different business companies that monitor the sustainability practices can be considered as providers that are better able to select the sustainability issues that exist across their supply chain. It is also necessary to determine opportunities for improvement. Therefore, it can be stated that environmental selection of suppliers is important to increase quality of supply chain that can be encouraged to use sustainable practices, and the firm's overall sustainability performance can be enhanced.

Role of government regulation on the relationship between environmental orientation and green supply chain management

Environmental deterioration and climate change lead to public concerns regarding ecologically friendly behaviours. Stakeholders and the general public are putting more pressure on businesses to implement an environmental approach (Kumar et al. 2017). The government is considered one of the most significant stakeholders in the implementation of a green supply chain. By controlling both a company's internal and external resources, the government may easily control businesses. Additionally, the government has the authority to impose penalties on parties who disregard the established supply chain management procedures (Nezakati et al. 2016). According to stakeholder theory, in the current business environment, environmental concerns have grown to be a key concern for government organisations, legislators, and corporate organisations. Moreover, Customers are finding environmentally conscious goods, governments are enforcing regulations and exerting more influence over company operations, and citizens want companies to protect and preserve environmentally friendly ecosystems. These demands have caused businesses to become more mindful that sustainability should be taken into account in their current ways of manufacturing and conducting business (Li et al 2019).

Therefore, businesses are required to abide by the law and contract out their ecologically risky activities to other companies, allowing them to benefit from the experience of the contracted firm and increase their adherence to sustainability requirements. Other than that Government agencies indicate new laws and guidelines to lessen businesses' adverse effects on the environment, which raises community expectations for business conduct and increases consumer demand for environmentally friendly goods. Companies employ specialised measures like pollution prevention, responsible handling of products, and clean development to address these stakeholder demands (Bu et al. 2020). Moreover, the promotion of sustainable business practices by the government is

essential for developing a greener economy. Subsidising environmentally friendly goods to lower their cost and increase customer availability is one strategy for encouraging green behaviour. This may influence more individuals to select environmentally friendly solutions, boosting the market share of green businesses (Chan, et al. 2018).

Consumer sensitivity to natural environmental issues

In recent years, consumers become more sensitive regarding natural environmental issues has been increasing rapidly. Consumers have become more aware of their actions and the effects they have on the environment as they get an improved understanding of how human activities affect the environment (Biswas and Roy 2015). Customers who are concerned about the state of the environment are more willing to support companies that work to find creative approaches and take decisive action to preserve it. As customer attention to natural environmental concerns increases, customers have begun to demand firms develop novel methods to connect with the natural world. Because of this change in consumer views, there is now an increased need for products and services that are environmentally friendly, as well as a readiness to pay more for goods that are seen to have no negative influence on the environment (Dangelico and Vocalelli, 2017). Moreover, the research conducted by Cheung and To, (2019) elucidated that consumers are becoming more conscious of how the products that they use and buy affect the environment. They are seeking goods that are environmentally friendly, produced from renewable resources and have low energy use. In addition to that, Consumers are adopting lifestyle decisions that lessen their environmental impact along with product selections ((Sung and Woo, 2019). Businesses have been significantly impacted by this rise in customer attention to environmental problems. Consumers are increasingly more attracted to businesses that are viewed as socially and ecologically conscious, which boosts sales and increases customer loyalty. On the other side, businesses that are perceived as being ecologically irresponsible may experience adverse publicity, lost business, and reputational harm (Chen et al. 2018).

As the customer is more sensitive regarding the environmental impacts, Businesses are progressively implementing green supply chain (GSC) practices to meet the growing customer demand for ecologically friendly goods and services (Mondal and Giri, 2022). Concerning that, Daud, et al. (2019) highlighted that a crucial step in putting a GSC approach into practice is creating an extensive environmental management system (EMS) that covers each component of the supply chain. Moreover, setting aims and goals for decreasing environmental effects and tracking advancement over time are all possible with the use of an EMS. This enables companies to monitor their environmental performance and determine areas that may be improved. In addition to that, Businesses are required to prioritise efforts to decrease environmental impact by identifying supply chain segments that are having adverse consequences. This entails cutting back on energy use, generating less trash, and increasing the efficiency of resources (Alzoubi et al. 2020).

Conceptual framework

The below conceptual framework is based on the following study, the three key variables include environmental orientation, green supply chain management and firm performance. Green supply chain management is considered a mediating variable between environmental orientation and firm performance. Green supply chain management includes three aspects, environmental selection, monitoring, and collaboration with suppliers while environmental orientation includes two aspects external and internal environmental orientation. With respect to that, the study conducted by Bu et al. (2020) found that the three Green Supply Chain Management components

which comprising environmental selection, monitoring, and supplier collaboration are all positively correlated with external as well as internal environmental directions, which are all positively correlated with company performance. Results also indicate that monitoring of the environment, supplier cooperation, and supplier selection all act as a mediator in the interaction between external and internal environmental orientations and business performance. Other than that the current study also includes the mediating role of corporate environmental proactiveness in the association between environmental orientation and green supply chain management. Corporate environmental proactiveness includes further three elements, government regulations, customer sensitivity and entrepreneurship. In addition to that effect of electronic transaction levy (E-Levy) on the impact of green supply chain management on firm performance is also examined.

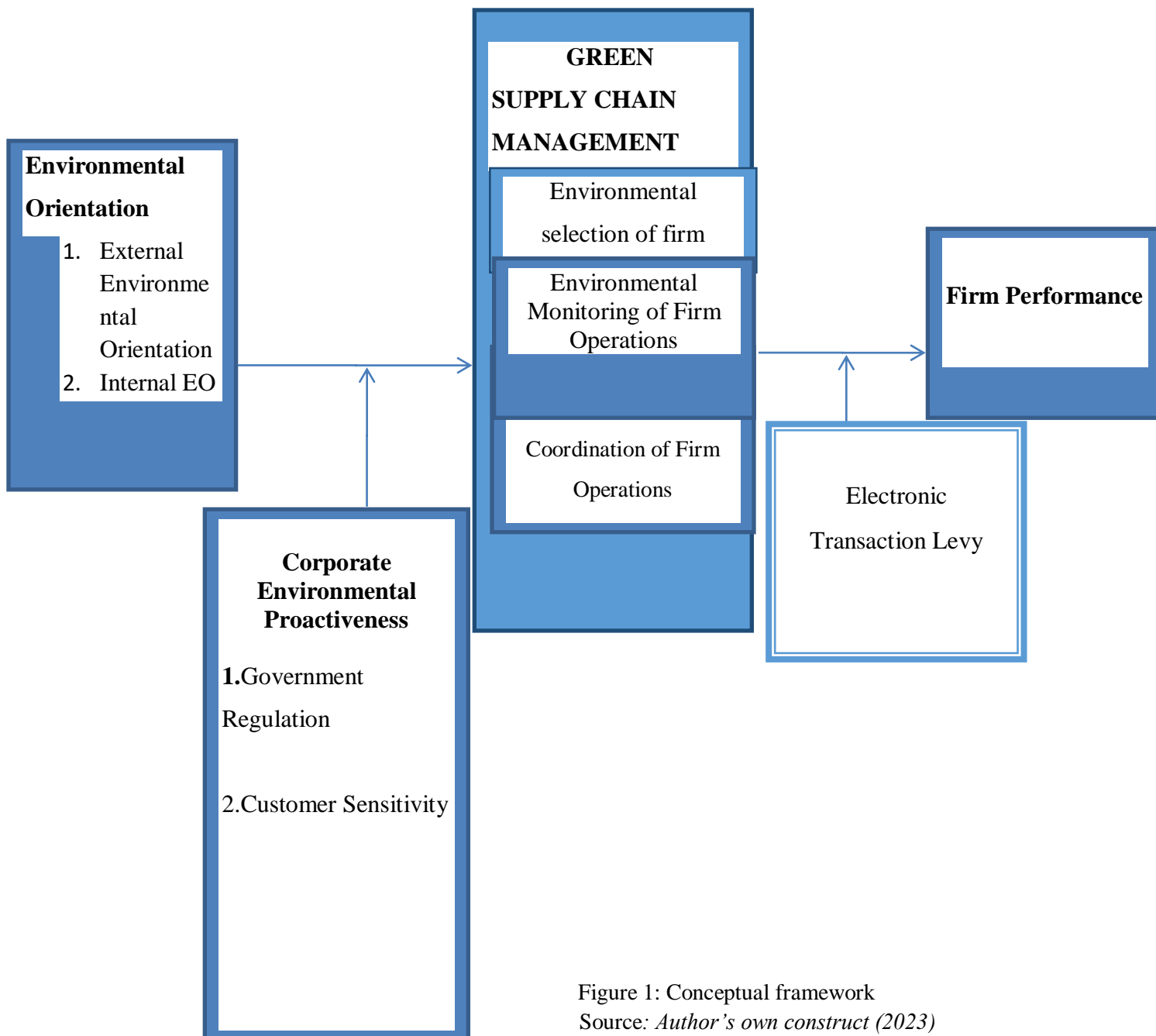


Figure 1: Conceptual framework
 Source: Author's own construct (2023)

Conclusion

The following chapter discusses the prior studies that are based on the current research topic which is the effect of environmental orientation on firm performance with a mediating role of green supply chain management. The following research also includes two further variables one of corporate environment proactiveness which mediates the relationship between environmental orientation and green supply chain management and the other variable is electronic transaction levy (E-levy) which mediates the relationship between green supply chain management and firm performance. The literature initially discusses the concept of key variables which include environmental orientation, green supply chain management, firm performance, corporate environment proactiveness and electronic transaction levy (E-levy). The research uses insight from the theories of resource dependency, transaction costs, and stakeholder theory to advance the study's argument and shed new light on how and when environmental orientation and green supply chain management might be able to enhance firm sustainability performance in developing nations. Concerning the impacts of the external environmental orientation on firm performance, it can be concluded that, When a company is externally environmentally focused, it is more inclined to give environmental factors the greatest importance when choosing its suppliers, such as choosing partners that have shown a dedication to sustainable practises and have put in place environmental management procedures.

The implementation of environmental monitoring structures, green supply chain management techniques, and strategic choices regarding corporate sustainability practises are all impacted by an organization's external environmental perspective. A company's environmental choice processes and the sustainability of the positions of the enterprises in its supply chain are significantly shaped by its external environmental orientation. While internal EO is also crucial for effective environmental decisions and enhancing the firm performance. The internal environmental orientation of a firm is influenced by variables like the company's innovation managerial plan, sustainable human resources practises, and business success. Robust internal environmental orientation enhances company selection and monitoring techniques, enabling the prioritisation of sustainable business indicators and environmental goals. This has a favourable effect on environmental cooperation and business sustainability performance.

Moreover, the following review further concluded, Green Supply Chain Management boosts a company's operational and production performance, hence it is crucial to take sustainability factors into account when choosing suppliers. The ecological responsibility of suppliers and SCM techniques help businesses expand economically. Other than the corporate environmental proactiveness further includes the three variables and those are government regulation, customer sensitivity and entrepreneurship. The government can impose rules and fines for breaching them, offer subsidies and tax breaks for environmentally friendly products, and spread awareness among the general public about the advantages of sustainable practices. The Toxic Releases Inventory (TRI) is regarded as a database which is monitored by the Environmental Protection Agency (EPA) of the United States and, the national pollutants release inventory (NPRI), is also a database monitored by the government of Canada, the two databases that are utilised to educate the public while motivating companies to implement sustainable practises. In terms of customer sensitivity, businesses have suffered greatly as a result of consumers being more aware of environmental problems. To address the rising demand for eco-friendly goods and services, businesses are increasingly compelled to implement Green Supply Chain Management practices. Companies that are regarded as being socially and environmentally responsible engage more customers, which increases revenue and client loyalty. In addition to that a beneficial feedback mechanism of sustainable development develops when green entrepreneurial orientation and Green Supply Chain Management are

integrated. This results in enhanced business performance in terms of the environment, the economy, and society. Studies have demonstrated that Green Environmental Orientation has a positive influence on Green Supply Chain Management procedures, which results in sustainable business performance.

Declaration

Acknowledgement: Not applicable

Funding: Not applicable

Conflict of interest: The author declares no conflict of interest

Data availability: Data will be available for use by the general public and with the publisher

Authors contribution: Both authors contributed to the preparation of the article

References

- Abdallah, A.B. and Al-Ghwayeen, W.S., 2020. Green supply chain management and business performance: The mediating roles of environmental and operational performances. *Business Process Management Journal*, 26(2), pp.489-512.
- Abdallah, A.B. and Al-Ghwayeen, W.S., 2020. Green supply chain management and business performance: The mediating roles of environmental and operational performances. *Business Process Management Journal*, 26(2), pp.489-512.
- Aboelmaged, M. and Hashem, G., 2019. Absorptive capacity and green innovation adoption in SMEs: The mediating effects of sustainable organisational capabilities. *Journal of cleaner production*, 220, pp.853-863.
- Adomako, S., Ning, E. and Adu-Ameyaw, E., 2021. Proactive environmental strategy and firm performance at the bottom of the pyramid. *Business Strategy and the Environment*, 30(1), pp.422-431.
- Agarwal, A., Giraud-Carrier, F.C. and Li, Y., 2018. A mediation model of green supply chain management adoption: the role of internal impetus. *International journal of production economics*, 205, pp.342-358.
- Agrawal, D.R. and Fox, W.F., 2017. Taxes in an e-commerce generation. *International Tax and Public Finance*, 24, pp.903-926.
- Agyabeng-Mensah, Y., Ahenkorah, E., Afum, E., Agyemang, A.N., Agnikpe, C. and Rogers, F., 2020. Examining the influence of internal green supply chain practices, green human resource management and supply chain environmental cooperation on firm performance. *Supply Chain Management: An International Journal*, 25(5), pp.585-599.
- Agyeiwaa-Afrane, A., Agyei-Henaku, K.A.A., Badu-Prah, C., Srofenyoh, F., Gidiglo, F.K., Amezi, J.K. and Djokoto, J.G., 2022. Drivers of Ghanaians' approval of the electronic levy. *SN Business & Economics*, 3(1), p.19.
- Ahinsah-Wobil, I., 2022. Ghana's Road Toll and E-Levy: the Consideration for a Good IMF Deal. Available at SSRN 4171809.
- Ahmad, A.H., Green, C. and Jiang, F., 2020. Mobile money, financial inclusion and development: A review with reference to African experience. *Journal of Economic Surveys*, 34(4), pp.753-792.

- Ahmed, W., Ashraf, M.S., Khan, S.A., Kusi-Sarpong, S., Arhin, F.K., Kusi-Sarpong, H. and Najmi, A., 2020. Analyzing the impact of environmental collaboration among supply chain stakeholders on a firm's sustainable performance. *Operations Management Research*, 13, pp.4-21.
- Ajor, L. and Alikor, L.O., 2020. Innovative mindset and organizational sustainability of small and medium enterprises in rivers state, Nigeria. *British Journal of Management and Marketing Studies*, 3(1), pp.20-36.
- Akhil, A., 2017. Going Green in Business-A Study on the eco-friendly initiatives towards Sustainable Development in India. *International Journal of Applied Engineering and Management Letters (IJAEML)*, 1(2), pp.40-50.
- Akman, G., 2015. Evaluating suppliers to include green supplier development programs via fuzzy c-means and VIKOR methods. *Computers & industrial engineering*, 86, pp.69-82.
- Akua Anyidoho, N., Gallien, M., Rogan, M. and van den Boogaard, V., 2022. Mobile Money Taxation and Informal Workers: Evidence from Ghana's E-Levy.
- Al-Sheyadi, A., Muyldermans, L. and Kauppi, K., 2019. The complementarity of green supply chain management practices and the impact on environmental performance. *Journal of environmental management*, 242, pp.186-198.
- Alzoubi, H., Ahmed, G., Al-Gasaymeh, A. and Kurdi, B., 2020. Empirical study on sustainable supply chain strategies and its impact on competitive priorities: The mediating role of supply chain collaboration. *Management Science Letters*, 10(3), pp.703-708.
- Alzoubi, H., Ahmed, G., Al-Gasaymeh, A. and Kurdi, B., 2020. Empirical study on sustainable supply chain strategies and its impact on competitive priorities: The mediating role of supply chain collaboration. *Management Science Letters*, 10(3), pp.703-708.
- Alzoubi, H., Ahmed, G., Al-Gasaymeh, A. and Kurdi, B., 2020. Empirical study on sustainable supply chain strategies and its impact on competitive priorities: The mediating role of supply chain collaboration. *Management Science Letters*, 10(3), pp.703-708.
- Amankwah-Amoah, J., Danso, A. and Adomako, S., 2019. Entrepreneurial orientation, environmental sustainability and new venture performance: Does stakeholder integration matter?. *Business Strategy and the Environment*, 28(1), pp.79-87.
- Amjad, F., Abbas, W., Zia-UR-Rehman, M., Baig, S.A., Hashim, M., Khan, A. and Rehman, H.U., 2021. Effect of green human resource management practices on organizational sustainability: the mediating role of environmental and employee performance. *Environmental Science and Pollution Research*, 28, pp.28191-28206.
- Andersén, J., Jansson, C. and Ljungkvist, T., 2020. Can environmentally oriented CEOs and environmentally friendly suppliers boost the growth of small firms?. *Business Strategy and the Environment*, 29(2), pp.325-334.
- Ardito, L. and Dangelico, R.M., 2018. Firm environmental performance under scrutiny: The role of strategic and organizational orientations. *Corporate Social Responsibility and Environmental Management*, 25(4), pp.426-440.
- Ardito, L., Raby, S., Albino, V. and Bertoldi, B., 2021. The duality of digital and environmental orientations in the context of SMEs: Implications for innovation performance. *Journal of Business Research*, 123, pp.44-56.
- Ardito, L., Raby, S., Albino, V. and Bertoldi, B., 2021. The duality of digital and environmental orientations in the context of SMEs: Implications for innovation performance. *Journal of Business Research*, 123, pp.44-56.

- Awan, U., 2019. Impact of social supply chain practices on social sustainability performance in manufacturing firms. *International Journal of Innovation and Sustainable Development*, 13(2), pp.198-219.
- Azadegan, A., Syed, T.A., Blome, C. and Tajeddini, K., 2020. Supply chain involvement in business continuity management: effects on reputational and operational damage containment from supply chain disruptions. *Supply Chain Management: An International Journal*, 25(6), pp.747-772.
- Badi, S. and Murtagh, N., 2019. Green supply chain management in construction: A systematic literature review and future research agenda. *Journal of cleaner production*, 223, pp.312-322.
- Bakytgul, T.B., Ahmed, M. and Kim, Y., 2019. Corporate entrepreneurship and organizational performance: The moderating role of organizational engagement. *Annals of Contemporary Developments in Management & HR (ACDMHR)*, Print ISSN, pp.2632-7686.
- Bastas, A. and Liyanage, K., 2018. Sustainable supply chain quality management: A systematic review. *Journal of cleaner production*, 181, pp.726-744.
- Benzidia, S., Makaoui, N. and Bentahar, O., 2021. The impact of big data analytics and artificial intelligence on green supply chain process integration and hospital environmental performance. *Technological forecasting and social change*, 165, p.120557.
- Bhatia, M.S. and Gangwani, K.K., 2021. Green supply chain management: Scientometric review and analysis of empirical research. *Journal of cleaner production*, 284, p.124722.
- Biswas, A. and Roy, M., 2015. Green products: an exploratory study on the consumer behaviour in emerging economies of the East. *Journal of cleaner production*, 87, pp.463-468.
- Biswas, D., Jalali, H., Ansariipoor, A.H. and De Giovanni, P., 2023. Traceability vs. sustainability in supply chains: The implications of blockchain. *European Journal of Operational Research*, 305(1), pp.128-147.
- Bø, E. and Mjøsund, C., 2022. Use of GPS-data to improve transport solutions in a cost and environmental perspective. *Transportation Research Interdisciplinary Perspectives*, 13, p.100557.
- Brulhart, F., Gherra, S. and Quelin, B.V., 2019. Do stakeholder orientation and environmental proactivity impact firm profitability?. *Journal of Business Ethics*, 158, pp.25-46.
- Bu, X., Dang, W.V., Wang, J. and Liu, Q., 2020. Environmental orientation, green supply chain management, and firm performance: Empirical evidence from chinese small and medium-sized enterprises. *International journal of environmental research and public health*, 17(4), p.1199.
- Bu, X., Dang, W.V., Wang, J. and Liu, Q., 2020. Environmental orientation, green supply chain management, and firm performance: Empirical evidence from chinese small and medium-sized enterprises. *International journal of environmental research and public health*, 17(4), p.1199.
- Bu, X., Dang, W.V., Wang, J. and Liu, Q., 2020. Environmental orientation, green supply chain management, and firm performance: Empirical evidence from chinese small and medium-sized enterprises. *International journal of environmental research and public health*, 17(4), p.1199.
- Cai, X., Zhu, B., Zhang, H., Li, L. and Xie, M., 2020. Can direct environmental regulation promote green technology innovation in heavily polluting industries? Evidence from Chinese listed companies. *Science of the Total Environment*, 746, p.140810.
- Caldera, H.T.S., Desha, C. and Dawes, L., 2019. Evaluating the enablers and barriers for successful implementation of sustainable business practice in 'lean'SMEs. *Journal of Cleaner Production*, 218, pp.575-590.
- Camilleri, M.A., 2017. Corporate sustainability and responsibility: creating value for business, society and the environment. *Asian Journal of Sustainability and Social Responsibility*, 2(1), pp.59-74.

- Cao, H. and Chen, Z., 2019. The driving effect of internal and external environment on green innovation strategy-The moderating role of top management's environmental awareness. *Nankai Business Review International*, 10(3), pp.342-361.
- Chadha, S. and Sharma, A.K., 2015. Capital structure and firm performance: Empirical evidence from India. *Vision*, 19(4), pp.295-302.
- Chan, A.P.C., Darko, A., Olanipekun, A.O. and Ameyaw, E.E., 2018. Critical barriers to green building technologies adoption in developing countries: The case of Ghana. *Journal of cleaner production*, 172, pp.1067-1079.
- Chang, J., 2017. The effects of buyer-supplier's collaboration on knowledge and product innovation. *Industrial Marketing Management*, 65, pp.129-143.
- Cheema, S., Afsar, B. and Javed, F., 2020. Employees' corporate social responsibility perceptions and organizational citizenship behaviors for the environment: The mediating roles of organizational identification and environmental orientation fit. *Corporate Social Responsibility and Environmental Management*, 27(1), pp.9-21.
- Chen, C.C., Chen, C.W. and Tung, Y.C., 2018. Exploring the consumer behavior of intention to purchase green products in belt and road countries: An empirical analysis. *Sustainability*, 10(3), p.854.
- Chen, L., Zhao, X., Tang, O., Price, L., Zhang, S. and Zhu, W., 2017. Supply chain collaboration for sustainability: A literature review and future research agenda. *International Journal of Production Economics*, 194, pp.73-87.
- Chen, S., Zhang, Q. and Zhou, Y.P., 2019. Impact of supply chain transparency on sustainability under NGO scrutiny. *Production and Operations Management*, 28(12), pp.3002-3022.
- Cheung, M.F. and To, W.M., 2019. An extended model of value-attitude-behavior to explain Chinese consumers' green purchase behavior. *Journal of Retailing and Consumer Services*, 50, pp.145-153.
- Chiappetta Jabbour, C.J., Mauricio, A.L. and Jabbour, A.B.L.D.S., 2017. Critical success factors and green supply chain management proactivity: shedding light on the human aspects of this relationship based on cases from the Brazilian industry. *Production Planning & Control*, 28(6-8), pp.671-683.
- Chin, T.A., Tat, H.H. and Sulaiman, Z., 2015. Green supply chain management, environmental collaboration and sustainability performance. *Procedia Cirp*, 26, pp.695-699.
- Chin, T.A., Tat, H.H. and Sulaiman, Z., 2015. Green supply chain management, environmental collaboration and sustainability performance. *Procedia Cirp*, 26, pp.695-699.
- Choi, T.M., Cai, Y.J. and Shen, B., 2018. Sustainable fashion supply chain management: A system of systems analysis. *IEEE Transactions on Engineering Management*, 66(4), pp.730-745.
- Chowdhury, J.I., Hu, Y., Haltas, I., Balta-Ozkan, N. and Varga, L., 2018. Reducing industrial energy demand in the UK: A review of energy efficiency technologies and energy saving potential in selected sectors. *Renewable and Sustainable Energy Reviews*, 94, pp.1153-1178.
- Chuku, K.I., 2022. Understanding stakeholders' perceptions of success in project management and elements influencing stakeholder perceptions within an organisational context (Doctoral dissertation, University of Salford).
- Clementino, E. and Perkins, R., 2021. How do companies respond to environmental, social and governance (ESG) ratings? Evidence from Italy. *Journal of Business Ethics*, 171, pp.379-397.
- Clifford, K., 2020. The Causes and Consequences of Mobile Money Taxation An Examination of Mobile Money Transaction Taxes in Sub-Saharan Africa.
- Cooper, R.G., 2019. The drivers of success in new-product development. *Industrial Marketing Management*, 76, pp.36-47.

- Coşkun, A., Vocino, A. and Polonsky, M., 2017. Mediating effect of environmental orientation on pro-environmental purchase intentions in a low-involvement product situation. *Australasian Marketing Journal*, 25(2), pp.115-125.
- Cui, L., Wu, H. and Dai, J., 2021. Modelling flexible decisions about sustainable supplier selection in multitier sustainable supply chain management. *International Journal of Production Research*, pp.1-22.
- Dabija, D.C., Bejan, B.M. and Dinu, V., 2019. How sustainability oriented is Generation Z in retail? A literature review. *Transformations in Business & Economics*, 18(2).
- Dangelico, R.M. and Vocalelli, D., 2017. "Green Marketing": An analysis of definitions, strategy steps, and tools through a systematic review of the literature. *Journal of Cleaner production*, 165, pp.1263-1279.
- Daud, S., Yusof, N. and Mokhtar, M., 2019. The Effectiveness of the Environmental Management System (EMS) Implementation in Green Supply Chain: A Case Study. *KnE Social Sciences*, pp.943-962.
- De Giovanni, P. and Cariola, A., 2021. Process innovation through industry 4.0 technologies, lean practices and green supply chains. *Research in Transportation Economics*, 90, p.100869.
- De Gooyert, V., Rouwette, E., Van Kranenburg, H. and Freeman, E., 2017. Reviewing the role of stakeholders in Operational Research: A stakeholder theory perspective. *European Journal of Operational Research*, 262(2), pp.402-410.
- Deslatte, A. and Swann, W.L., 2020. Elucidating the linkages between entrepreneurial orientation and local government sustainability performance. *The American Review of Public Administration*, 50(1), pp.92-109.
- Dhahri, S. and Omri, A., 2018. Entrepreneurship contribution to the three pillars of sustainable development: What does the evidence really say?. *World Development*, 106, pp.64-77.
- Dickel, P. 2018. Exploring the role of entrepreneurial orientation in clean technology ventures.
- DiVito, L. and Bohnsack, R., 2017. Entrepreneurial orientation and its effect on sustainability decision tradeoffs: The case of sustainable fashion firms. *Journal of Business Venturing*, 32(5), pp.569-587.
- Dmytriiev, S.D., Freeman, R.E. and Hörisch, J., 2021. The relationship between stakeholder theory and corporate social responsibility: Differences, similarities, and implications for social issues in management. *Journal of Management Studies*, 58(6), pp.1441-1470.
- Dzikriansyah, M.A., Masudin, I., Zulfikarjah, F., Jihadi, M. and Jatmiko, R.D., 2023. The role of green supply chain management practices on environmental performance: A case of Indonesian small and medium enterprises. *Cleaner Logistics and Supply Chain*, 6, p.100100.
- orientation and green supply chain management practices on sustainable firm performance. *Cogent Business & Management*, 7(1), p.1743616.
- entrepreneurship: an overview* (pp. 1-7). Springer International Publishing.
- Raut, R.D., Narkhede, B. and Gardas, B.B., 2017. To identify the critical success factors of sustainable supply chain management practices in the context of oil and gas industries: ISM approach. *Renewable and Sustainable Energy Reviews*, 68, pp.33-47.
- Reche, A.Y.U., Junior, O.C., Estorilio, C.C.A. and Rudek, M., 2020. Integrated product development process and green supply chain management: Contributions, limitations and applications. *Journal of Cleaner Production*, 249, p.119429.
- Roeck, D., Sternberg, H. and Hofmann, E., 2020. Distributed ledger technology in supply chains: A transaction cost perspective. *International Journal of Production Research*, 58(7), pp.2124-2141.
- Rondinelli, D.A. and London, T., 2017. Stakeholder and corporate responsibilities in cross-sectoral environmental collaborations: Building value, legitimacy and trust. In *Unfolding Stakeholder Thinking* (pp. 201-215). Routledge.

- Roscoe, S., Subramanian, N., Jabbour, C.J. and Chong, T., 2019. Green human resource management and the enablers of green organisational culture: Enhancing a firm's environmental performance for sustainable development. *Business Strategy and the Environment*, 28(5), pp.737-749.
- Rostamzadeh, R., Govindan, K., Esmaeili, A. and Sabaghi, M., 2015. Application of fuzzy VIKOR for evaluation of green supply chain management practices. *Ecological Indicators*, 49, pp.188-203.
- Saada, R., 2020. *Green transportation in green supply chain management*. IntechOpen.
- Saberi, S., Kouhizadeh, M., Sarkis, J. and Shen, L., 2019. Blockchain technology and its relationships to sustainable supply chain management. *International Journal of Production Research*, 57(7), pp.2117-2135.
- Saeed, M.A. and Kersten, W., 2019. Drivers of sustainable supply chain management: Identification and classification. *Sustainability*, 11(4), p.1137.
- Sawaeen, F. and Ali, K., 2020. The impact of entrepreneurial leadership and learning orientation on organizational performance of SMEs: The mediating role of innovation capacity. *Management Science Letters*, 10(2), pp.369-380 <http://growingscience.com/beta/msl/3425-the-impact-of-entrepreneurial-leadership-and-learning-orientation-on-organizational-performance-of-smes-the-mediating-role-of-innovation-capacity.html> [Accessed: 1 May 2023].
- Schneiberg, M. and Hollingsworth, J.R., 2019. Can transaction cost economics explain trade associations?. In *Political Choice* (pp. 199-232). Routledge.
- Schroeder, P., Anggraeni, K. and Weber, U., 2019. The relevance of circular economy practices to the sustainable development goals. *Journal of Industrial Ecology*, 23(1), pp.77-95.
- Schulz, S.A. and Flanigan, R.L., 2016. Developing competitive advantage using the triple bottom line: A conceptual framework. *Journal of Business & Industrial Marketing*.
- Seepana, C., Huq, F.A. and Paulraj, A., 2021. Performance effects of entrepreneurial orientation, strategic intent and absorptive capacity within cooperative relationships. *International Journal of Operations & Production Management*.
- Seles, B.M.R.P., de Sousa Jabbour, A.B.L., Jabbour, C.J.C., Latan, H. and Roubaud, D., 2019. Do environmental practices improve business performance even in an economic crisis? Extending the win-win perspective. *Ecological economics*, 163, pp.189-204.
- Selvam, M., Gayathri, J., Vasanth, V., Lingaraja, K. and Marxiaoli, S., 2016. Determinants of firm performance: A subjective model. *Int'l J. Soc. Sci. Stud.*, 4, p.90.
- Seman, N.A.A., Govindan, K., Mardani, A., Zakuan, N., Saman, M.Z.M., Hooker, R.E. and Ozkul, S., 2019. The mediating effect of green innovation on the relationship between green supply chain management and environmental performance. *Journal of cleaner production*, 229, pp.115-127.
- Seth, D., Rehman, M.A.A. and Shrivastava, R.L., 2018. Green manufacturing drivers and their relationships for small and medium (SME) and large industries. *Journal of Cleaner Production*, 198, pp.1381-1405.
- Shafiq, A., Johnson, F., Klassen, R.D. and Awaysheh, A., 2016. The impact of supply risk on sustainability monitoring practices and performance. In *Academy of Management Proceedings* (Vol. 2016, No. 1, p. 17571). Briarcliff Manor, NY 10510: Academy of Management.
- Shafiq, A., Johnson, P.F., Klassen, R.D. and Awaysheh, A., 2017. Exploring the implications of supply risk on sustainability performance. *International Journal of Operations & Production Management*.
- Shapiro-Garza, E., McElwee, P., Van Hecken, G. and Corbera, E., 2020. Beyond market logics: payments for ecosystem services as alternative development practices in the global south. *Development and Change*, 51(1), pp.3-25.

- Shaukat, A., Qiu, Y. and Trojanowski, G., 2016. Board attributes, corporate social responsibility strategy, and corporate environmental and social performance. *Journal of Business Ethics*, 135, pp.569-585.
- Shen, M., Huang, W., Chen, M., Song, B., Zeng, G. and Zhang, Y., 2020. (Micro) plastic crisis: un-ignorable contribution to global greenhouse gas emissions and climate change. *Journal of Cleaner Production*, 254, p.120138.
- Sheu, J.B., 2016. Supplier hoarding, government intervention, and timing for post-disaster crop supply chain recovery. *Transportation Research Part E: Logistics and Transportation Review*, 90, pp.134-160.
- Shibin, K.T., Dubey, R., Gunasekaran, A., Hazen, B., Roubaud, D., Gupta, S. and Foropon, C., 2020. Examining sustainable supply chain management of SMEs using resource based view and institutional theory. *Annals of Operations Research*, 290, pp.301-326.
- Shouyu, C., 2017, July. The relationship between innovation and firm performance: A literature review. In *2017 7th International Conference on Social Network, Communication and Education (SNCE 2017)* (pp. 648-652). Atlantis Press.
- Silva, G.M., Gomes, P.J., Carvalho, H. and Geraldés, V., 2021. Sustainable development in small and medium enterprises: The role of entrepreneurial orientation in supply chain management. *Business Strategy and the Environment*, 30(8), pp.3804-3820.
- Sodhi, M.S. and Tang, C.S., 2019. Research opportunities in supply chain transparency. *Production and Operations Management*, 28(12), pp.2946-2959.
- Sroufe, R., 2017. Integration and organizational change towards sustainability. *Journal of Cleaner Production*, 162, pp.315-329.
- Suleiman, M.A., 2023. The impact of tourism supply chain on sustainable performance in sub-Saharan Africa: evidence from Tanzania. *Management of Environmental Quality: An International Journal*, 34(2), pp.492-510.
- Sung, J. and Woo, H., 2019. Investigating male consumers' lifestyle of health and sustainability (LOHAS) and perception toward slow fashion. *Journal of Retailing and Consumer Services*, 49, pp.120-128.
- Tatoglu, E., Frynas, J.G., Bayraktar, E., Demirbag, M., Sahadev, S., Doh, J. and Koh, S.L., 2020. Why do emerging market firms engage in voluntary environmental management practices? A strategic choice perspective. *British Journal of Management*, 31(1), pp.80-100.
- Taylor, S., Edwards, S.J. and Walker, T.R., 2020. A toxicity-based analysis of Canada's National Pollutant Release Inventory (NPRI): A case study in Nova Scotia. *Environmental Science and Pollution Research*, 27, pp.2238-2247.
- Testa, F., Boiral, O. and Iraldo, F., 2018. Internalization of environmental practices and institutional complexity: Can stakeholders pressures encourage greenwashing?. *Journal of Business Ethics*, 147, pp.287-307.
- Testa, F., Gusmerottia, N.M., Corsini, F., Passetti, E. and Iraldo, F., 2016. Factors affecting environmental management by small and micro firms: The importance of entrepreneurs' attitudes and environmental investment. *Corporate Social Responsibility and Environmental Management*, 23(6), pp.373-385.
- Tien, N.H., Anh, D.B.H. and Ngoc, N.M., 2020. Corporate financial performance due to sustainable development in Vietnam. *Corporate Social Responsibility and Environmental Management*, 27(2), pp.694-705.
- Tipu, S.A.A. and Fantazy, K., 2018. Exploring the relationships of strategic entrepreneurship and social capital to sustainable supply chain management and organizational performance. *International Journal of Productivity and Performance Management*.

- Todeschini, B.V., Cortimiglia, M.N., Callegaro-de-Menezes, D. and Ghezzi, A., 2017. Innovative and sustainable business models in the fashion industry: Entrepreneurial drivers, opportunities, and challenges. *Business horizons*, 60(6), pp.759-770.
- Torelli, R., Balluchi, F. and Lazzini, A., 2020. Greenwashing and environmental communication: Effects on stakeholders' perceptions. *Business strategy and the Environment*, 29(2), pp.407-421.
- Touboulic, A. and Walker, H., 2015. Theories in sustainable supply chain management: a structured literature review. *International journal of physical distribution & logistics management*, 45(1/2), pp.16-42.
- Tsai, K.H., Huang, C.T. and Chen, Z.H., 2020. Understanding variation in the relationship between environmental management practices and firm performance across studies: A meta-analytic review. *Business Strategy and the Environment*, 29(2), pp.547-565.
- Tze San, O., Latif, B. and Di Vaio, A., 2022. GEO and sustainable performance: the moderating role of GTD and environmental consciousness. *Journal of Intellectual Capital*, 23(7), pp.38-67.
- Uno, S., Supratikno, H., Ugut, G., Bernarto, I., Antonio, F. and Hasbullah, Y., 2021. The effects of entrepreneurial values and entrepreneurial orientation, with environmental dynamism and resource availability as moderating variables, on the financial performance and its impacts on firms' future intention. *Management Science Letters*, 11(5), pp.1537-1548.
- van Loon, P., Diener, D. and Harris, S., 2021. Circular products and business models and environmental impact reductions: Current knowledge and knowledge gaps. *Journal of Cleaner Production*, 288, p.125627.
- van Stijn, A. and Gruis, V., 2020. Towards a circular built environment: An integral design tool for circular building components. *Smart and Sustainable Built Environment*, 9(4), pp.635-653.
- Vanalle, R.M., Ganga, G.M.D., Godinho Filho, M. and Lucato, W.C., 2017. Green supply chain management: An investigation of pressures, practices, and performance within the Brazilian automotive supply chain. *Journal of cleaner production*, 151, pp.250-259.
- Velte, P. and Stawinoga, M., 2017. Integrated reporting: The current state of empirical research, limitations and future research implications. *Journal of Management Control*, 28, pp.275-320.
- Vu, T.T. and Dang, W.V., 2021. Environmental commitment and firm financial performance: a moderated mediation study of environmental collaboration with suppliers and CEO gender. *International Journal of Ethics and Systems*, 37(1), pp.53-69.
- Wang, M.C., Chen, P.C. and Fang, S.C., 2021. How environmental turbulence influences firms' entrepreneurial orientation: the moderating role of network relationships and organizational inertia. *Journal of Business & Industrial Marketing*, 36(1), pp.48-59.
- Wang, M.C., Chen, P.C. and Fang, S.C., 2021. How environmental turbulence influences firms' entrepreneurial orientation: the moderating role of network relationships and organizational inertia. *Journal of Business & Industrial Marketing*, 36(1), pp.48-59.
- Yang, F. and Zhang, X., 2017. The impact of sustainable supplier management practices on buyer-supplier performance: An empirical study in China. *Review of International Business and Strategy*, 27(1), pp.112-132.
- Yasir, M., Majid, A. and Qudratullah, H., 2020. Promoting environmental performance in manufacturing industry of developing countries through environmental orientation and green business strategies. *Journal of Cleaner Production*, 275, p.123003.
- Yee, W.H., Tang, S.Y. and Lo, C.W.H., 2016. Regulatory compliance when the rule of law is weak: Evidence from China's environmental reform. *Journal of Public Administration Research and Theory*, 26(1), pp.95-112.

- Yildiz Çankaya, S. and Sezen, B., 2019. Effects of green supply chain management practices on sustainability performance. *Journal of Manufacturing Technology Management*, 30(1), pp.98-121.
- Yildiz Çankaya, S. and Sezen, B., 2019. Effects of green supply chain management practices on sustainability performance. *Journal of Manufacturing Technology Management*, 30(1), pp.98-121.
- Yong, J.Y., Yusliza, M.Y., Ramayah, T., Chiappetta Jabbour, C.J., Sehnem, S. and Mani, V., 2020. Pathways towards sustainability in manufacturing organizations: Empirical evidence on the role of green human resource management. *Business Strategy and the Environment*, 29(1), pp.212-228.
- Younis, H. and Sundarakani, B., 2020. The impact of firm size, firm age and environmental management certification on the relationship between green supply chain practices and corporate performance. *Benchmarking: An International Journal*, 27(1), pp.319-346.

RESEARCH ARTICLE

Examining the Implications of Climate Change and Adaptation Technologies on the Livelihood of Cocoa Farmers in Offinso Municipalities, Ghanas

Megbetor, Elias^{1*}, Boateng, Solomon²

¹Departments of Economics, Business Studies, and Development and Environmental Studies, Wisconsin International University College, Ghana. P.O. Box LG 751 Legon, Accra-Ghana

²Kuapa Kokoo Farmers' Union. P. O. Box An23044, Ash-Town, Kumasi-Ghana

Corresponding Author: Megbetor: elias.megbetor@wiuc-ghana.edu.gh

Received: 09 September, 2023, Accepted: 18 September, 2023, Published: 24 September, 2023

Abstract

Cocoa is highly sensitive to uncertainties in temperature and precipitation and is projected to be challenged by climate variability. This study examined the implications of climate change on the livelihood of cocoa farmers, and the adaptation technologies adopted to mitigate the impacts in the Offinso Municipalities. 210 cocoa farmers participated in the study, out of which 180 were selected randomly from the list of Kuapa Kokoo company. These people were interviewed with the help of questionnaires. The rest 30 were selected for focus group discussions held in two different communities. The study found deforestation, land degradation, and felling of trees for lumber and domestic fuel as the main causes of climate change. The socio-economic impacts were a reduction in crop yield and income, food insecurity, poor access to healthcare, poor water quality, drying up of streams, and reduction in labour supply. A positive revelation was that the farmers have realized a gradual increase in yield in the past three (3) years due to innovative measures adopted. Such innovations include agroforestry, good agricultural practices, crop diversification, frequent spraying, fertilizer application, adoption of hybrid varieties, and creation of fire belts. As a way of minimizing financial constraints, poor irrigation facilities, inadequate seed supply, and reduction in labour supply; the farmers receive some support from farmer organizations, the government, and cocoa companies. The study recommends that government institutions commit to the enforcement of laws on deforestation and illegal mining, ensure an effective supply of cocoa inputs, and promote adaptation measures in building farmer resilience in the study area.

Keywords: Climate Change; Causes of Climate Change; Socio-Economic Impacts of Climate Change; Adaptation Technologies; Barriers to Adaptation

Introduction

Agriculture accounts for 14 percent of the total GDP in Sub-Saharan Africa, and 70 percent of Africa's population is employed in the sector (Oxford Business Group, 2021). Cocoa was listed as leading Africa's Top-10 agricultural exports by value from 2016-2018 (Bouët, 2021). West Africa currently produces about 70 percent of the world's cocoa, with Ghana being the second world-leading producer after Cote d'Ivoire, followed by Nigeria,

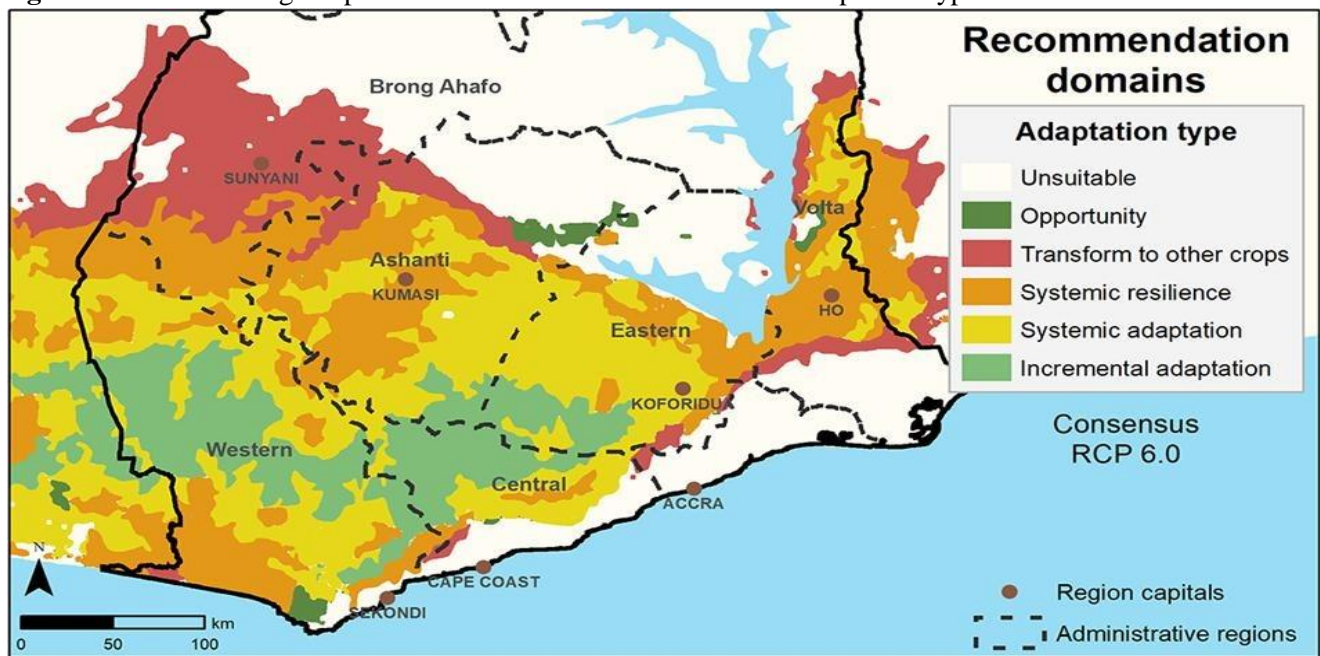
and Cameroon respectively (International Cocoa Organization, 2023). This, therefore, points to the importance of cocoa production in the agricultural sector of West African economies. In Ghana, cocoa is the main export crop which accounts for over 80 percent of all foreign exchange earnings from the agricultural sector. The crop also accounts for 70-100 percent of the farmers' household income, and 16 percent of the total GDP (Ghana Statistical Service, 2017).

The invaluable contribution of cocoa to Ghana's economy confirms the saying "Cocoa is Ghana and Ghana is Cocoa" (Gakpo, 2012). It, therefore, means that any development that would impede cocoa production in Ghana would have dire consequences for the economy. Unfortunately, cocoa is highly sensitive to changes in climate, particularly in temperature due to its effects on evapotranspiration (Anim-Kwapong & Frimpong, 2004). The Intergovernmental Panel on Climate Change (IPCC, 2014), defines climate change as any alteration in climate over time, whether due to human activities or natural process. Cocoa requires temperatures between 21–23 °C and rainfall between 1000–2500 mm annually in addition to rainforest trees that provide shade and protection from too much sunlight to achieve optimum yield (Schroth et al, 2016).

According to Ehiakpor et al. (2016), over the last two decades, Ghana's weather conditions have been unstable and unpredictable, and may experience a fall in the mean amount of rainfall in most of Ghana's cocoa growing areas by 12 mm, with most of the changes expected to take place after 2030. This change in climatic condition is one of the major challenges that cocoa farmers have experienced in recent years.

In a related study, Bunn et al (2019), developed a climate suitability map indicating climate gradient across the cocoa production zones in Ghana. The gradient showed that Southern Brong Ahafo, Northern Ashanti and the North and South of Volta will become transformational zones (See Figure 1). This finding is worth investigating because the study area is located in the transformational zone where cocoa production is recommended to be transformed to other crops.

Figure 1: Climate change impact zones for cocoa in Ghana and the adaptation type



Source: Bunn et al., (2019).

From the map, it is clear that climate change is a threat to Ghana’s cocoa industry and immediate steps must be taken to mitigate its harmful effects. Adaptation technologies are integral aspect of building resilience in the face of climate change (USAID, 2018). However, empirical evidence revealed that only a few of Ghana’s cocoa farmers adopt some form of adaptation technologies (Denkyirah et al, 2017). The reasons that account for this low response to adaptation technologies are unknown, and should be a course for concern to stakeholders in the cocoa industry because of the significant role the sector plays in the economy.

Annual cocoa production trajectory about the transformational zone (the study area) for the past decade has been fluctuating but has assumed a steady rise in production from 2018/2019 to 2020/2021 crop seasons. Table 1 shows the pattern of annual yields of cocoa from 2012-2021 crop season.

Table 1: Annual district cocoa production from 2012-2021 crop seasons

Crop season (yearly)	Total production (per 64 kg bag)
2011/2012	165,436
2012/2013	167,735
2013/2014	146,114
2014/2015	151,227
2015/2016	145,682
2016/2017	137,321
2017/2018	85327
2018/2019	104006
2019/2020	114945
2020/2021	162206

Source: Quality Control Company, Offinso Cocoa District (2022).

Questions that emerge from Table 1 are: what accounted for the fluctuations in yield? And what factors are responsible for the recent increase in annual yields? Answers to these questions are worth investigating. This research aims to examine the Ghanaian cocoa farmers’ awareness of climate change impact on cocoa production, it’s socio-economic implications on livelihood, and their current adaptation strategies in building resilience. Filling this gap would help equip cocoa farmers with the requisite knowledge and skills on climate change, and strategic methods required to improve cocoa yields for better livelihood under such challenging environmental conditions.

Literature Review

Crop yield response theory

The crop yield analysis consists of estimating the effects of altered environments on crop productivity levels. The method incorporates precipitation and temperature into multiple "aridity" indexes. The theory perceives that output is largely through a production function of land, labor and capital. However, the direct application of such a general function to agriculture disregards the existence of weather as an important exogenous factor. As a result, the theory considers rainfall, temperature and sun radiations as well as many other weather factors as non-cost inputs, into the production process (Kenneth, 2011). The basis of the theory is that the function incorporate both cost and non-cost inputs in the production analysis (Ibid). The most important aspect of the use of crop yield studies is that it allows for the incorporation of climatic variables as direct inputs into the production process. According to Amos (2007), the model allows researchers to isolate the impact on crops due to climatic factors from other factors. However, the arguments against this theory are that: firstly, separating the yield distribution from those of weather variables during all stages of crop growth is questionable. Secondly, adaptation measures adopted by farmers to reduce the negative effects of climate change is not accounted for in the theory (Mendelsohn, 2000).

Evidence of climate change impact on cocoa production in Ghana

According to the UNDP Climate Change Country Profile for Ghana in 2006, it is difficult to predict long-term trends for annual rainfall as it is highly variable between years and decades (Mcsweeney et al, 2010). This corroborated a data analysis done by the Ghana Meteorological Agency from 1960 to 2000 which revealed a continuous and perceptible rise in temperature with a concurrent decline in rainfall within all the agro-ecological zones in Ghana (Adjei-Nsiah & Kemah, 2012). From the above, there is no doubt that climate change is real and a threat to the future of Ghana's agricultural sector.

Barriers to adaptation technologies in cocoa production

Adaptation to climate change refers to the adjustment to actual or expected climate and its effects, which seeks to moderate or avoid harm and exploit beneficial opportunities (IPCC, 2014). Adaptation technologies are introduced to preclude any imminent effect likely to occur as a result of climate change. The success of adaptation technologies depends on the extent to which people believe that there have been some changes in the climate, their awareness of the type change, and the present and future technology (Kurukulasuriya & Rosenthal, 2003). Some of the adaptation technologies in cocoa production include: agroforestry, farm rehabilitation, diversification of crop and income, Good Agricultural Practices (GAP), irrigation, variety of planting materials/mixed cropping and improved variety (Kolavalli & Vigneri, 2011).

According to Deressa, Hassan and Ringler (2011), barriers facing adaptation to climate change include but not limited to; lack of weather information, labour shortage, lack of access to improved seedlings, inadequate financial resources, information gap, small landholding size, and poor irrigation facilities. In addition, some farmers may lack the capacity to use any adaptation strategies because of factors such as education, gender, non-farm income, farm size, free extension advice, and experience in farming (Deressa, et al, 2008). It is therefore relevant to identify and understand these barriers to adaptation strategies in order to put appropriate measures in place to address them.

Cocoa farmers' perception of the impacts of climate change on production

According to Adger (2006), perception forms a composite part of how farmers behave and respond to their environment. Therefore, analysis of farmers' perception of climate change is a prerequisite for assessing adaptation and the basis upon which knowledge is derived (Sraku-Lartey et al, 2018).

Ehiakpor et al. (2016), assessed the impact of climate change on cocoa production and approaches to adaptation and mitigation in Ghana and Costa Rica. The main goal was to understand the phenomena of climate change and its social, economic and environmental impacts on cocoa production as well as farmers' perception about the phenomenon. In the case of Ghana, the study concluded that weather changes were negatively affecting cocoa production and has actually decreased cocoa yields. They also mentioned premature flowering, plants and seedlings death as some of the negative effects. The study further indicated that it was hard for the farmers to know when to spray against pests and diseases unlike previously.

Osei (2017), in his study also analyzed the effects of micro-adaptation measures to temperature and rainfall variability on cocoa farmers' net farm income in Dormaa West District within Bono region of Ghana. The study observed that the farmers have perceived an increase in temperature and a decrease in rainfall in the districts. The study further concluded that, due to the increase in temperature and sunshine, new cocoa trees have come under stress and eventually dying off which is affecting production. Additionally, the condition also sometimes causes delay in maturity of the cocoa trees as well as introduction of unfamiliar pest and diseases that were not found in the area previously.

Sraku-Lartey et al. (2018), also conducted a study in the offinso municipality in Ghana and indicated that most farmers did not know what the concept of climate change was. Nevertheless, all of them were able to mention the prolonged drought and significant reduction in the amount of rainfall being experienced in the last 15 years. According to this study, farmers are unable to harvest the quantity of crops they used to harvest in the past. Despite these findings from the study area, a new trend from 2019 shows an increase in cocoa yield. Hence, this study is poised to investigate this new trend.

Socio-economic implication of climate change on farmers' livelihood

A study by Kimengsi and Tosam (2013), investigated climate variability and cocoa production in Meme Division of Cameroon. They observed an increase in cocoa pest and diseases attributed to climate change. Due to this change, farmers are unable to target when to apply chemical spraying, leading to higher crop maintenance cost. This in effect, has affected the farmers' net income from cocoa production at the end of every cocoa season.

Duru and Oladipo (2022), in their study also examined the effects of climate change on the livelihood of rural women in Ilorin South, Nigeria. The study indicated that climate change has affected the livelihood of the rural women in the areas of decreased farm income, inaccessibility to loan, increase in diseases and damage to properties.

A study by Sraku-Lartey et al. (2018) concluded that climate change had affected farmers crop yields in the Offinso districts of Ghana thereby having a significant impact on their food security. Those with large family sizes were particularly most affected. Also, Odame et al, (2018) in their study on the impact of climate variability in the same area mentioned that farmers reported loss of crops, food insecurity, poor access to healthcare, and housing hazards as adverse consequences of climate change on their households.

Adaptation technologies adopted by farmers to mitigate climate change

According to Adger et al. (2007), adaptation has the potential to alleviate adverse impacts, as well as influence new opportunities posed by climate change. According to Ehiakpor et al. (2016), some cocoa farmers in Ghana have adopted both on-farm and off-farm adaptation measures such as farm rehabilitation, agroforestry, good agricultural practices, and income diversification to mitigate the impacts of climate variability on cocoa production. They mentioned lack of capital as the main hindrance to the farmers from incorporating adaptation techniques. That notwithstanding few of the farmers believed that climate change is the work of God and nothing can be done to reverse its impact.

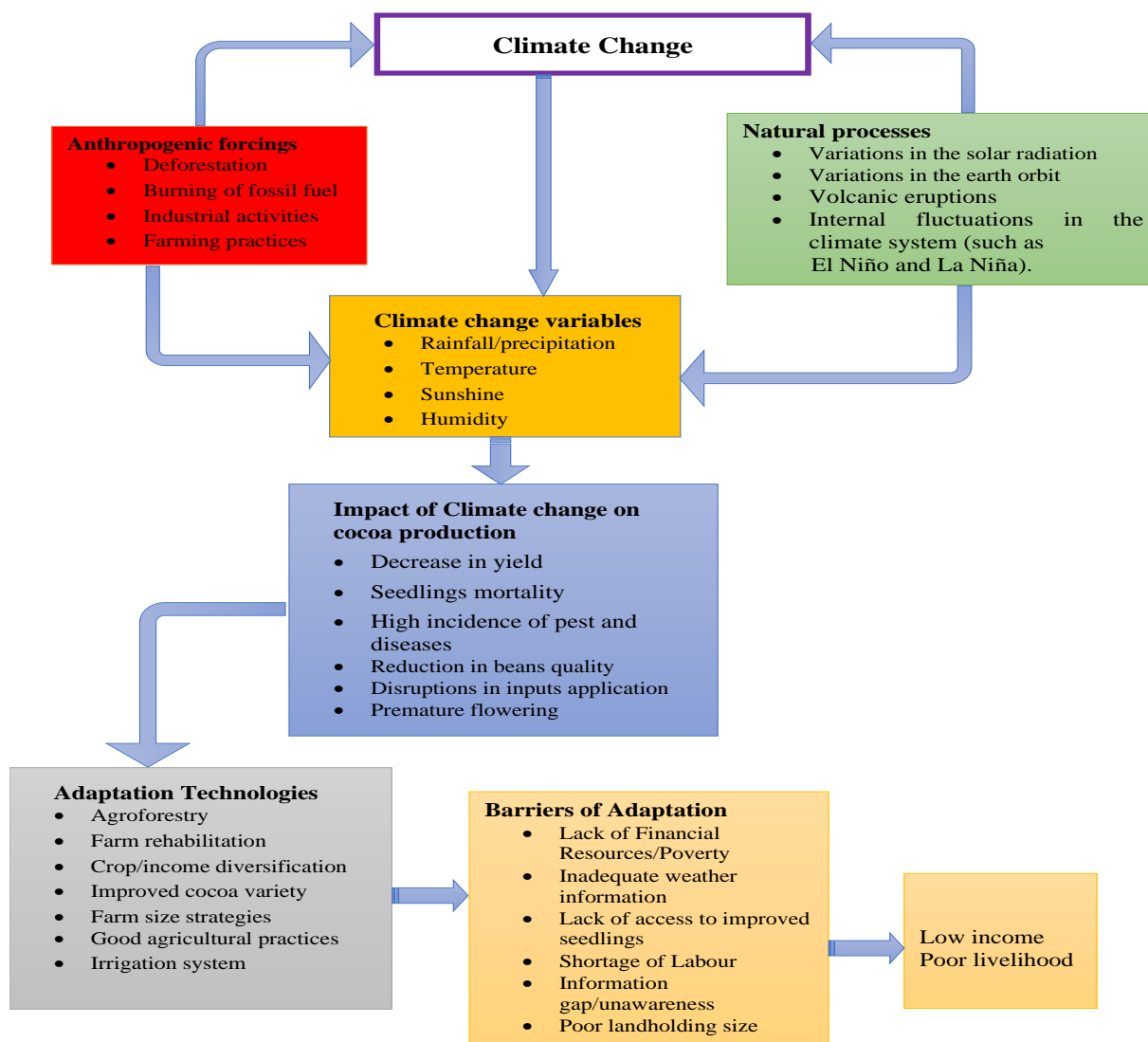
Osei (2017) in his study concluded that Ghanaian farmers have adopted diverse micro-adaptation measures. Adaptation measures adopted included improved variety, mixed cropping, agroforestry, inputs application, use of compost and manure, and crop diversification. Furthermore, Emmanuel (2016) also revealed that Ghanaian small-scale cocoa farmers were practicing on-farm adaptation strategies such as shade management, soil fertility management, land preparation strategies, lining and pegging strategies. The study further revealed inadequate financial resources as the most pressing barrier, and limited farm land as the least.

Oyekale (2021), conducted a study into the climate change adaptation and cocoa farm rehabilitation behaviour among cocoa farmers in Ahafo-Ano North District, Ghana. The study indicates that farmers have adopted some adaptation measures such as crop diversification, planting hybrid seeds, regular cocoa spraying, and changing planting periods. Oyekale (2021) also found that farm rehabilitation was low especially among farmers on sharecropping arrangement due to improper land tenure system.

Conceptual framework developed for this study

Climate change is mainly triggered through natural internal processes and anthropogenic activities. Figure 2 shows a conceptual framework on climate change developed for this study to highlight the climatic variables affecting cocoa production.

Figure: 2.1: Conceptual framework

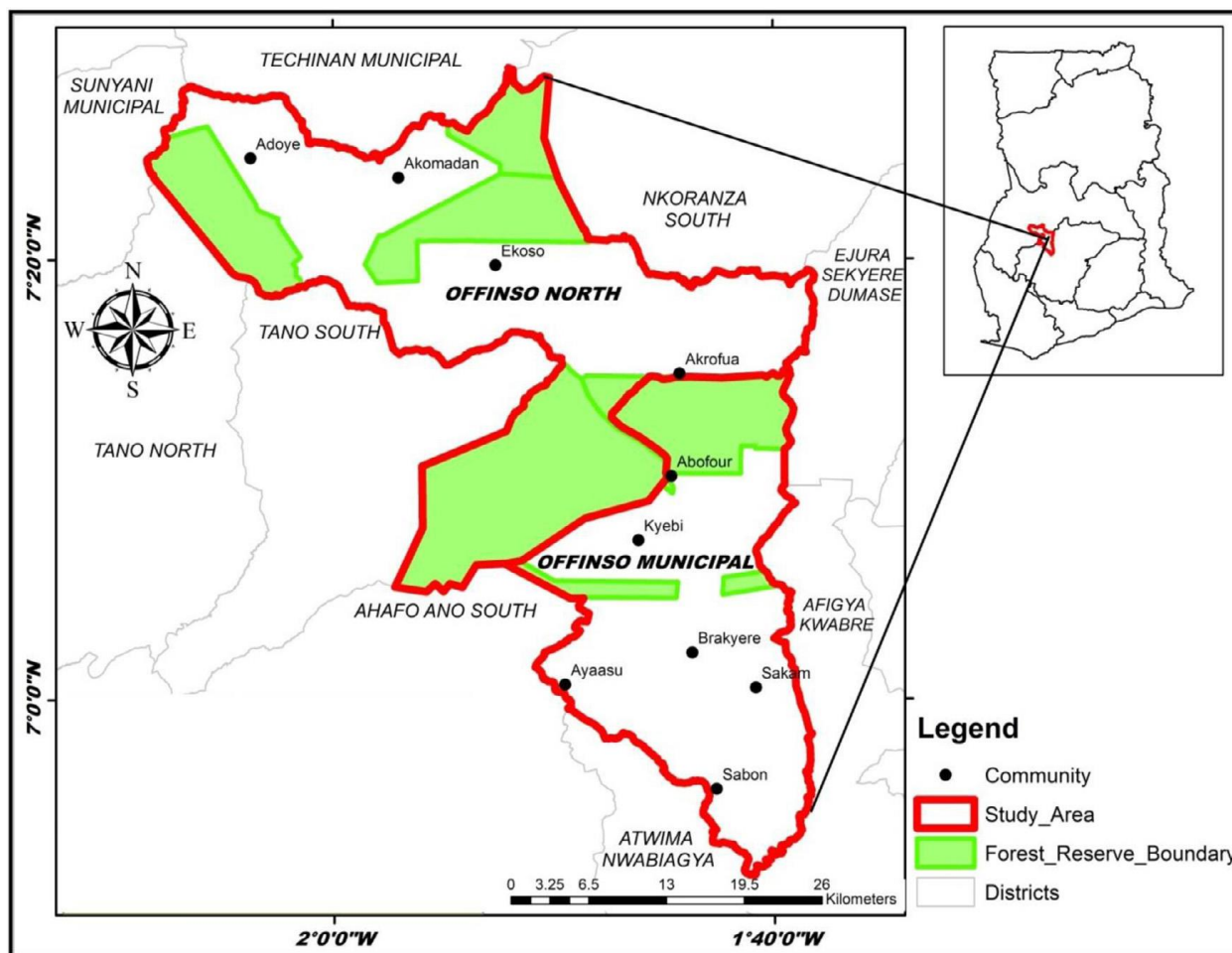


Source: Authors’ own development based on (Emmanuel, 2016 & Ehiakpor et al., 2016).

Methodology

The study area

The study area: Offinso North District and Offinso Municipality are in the Ashanti Region of Ghana. For the purposes of this study, the two districts are referred to as Offinso Municipalities. These two districts fall within one cocoa district and therefore was combined to ensure easy data analysis. Offinso North district has a total land area of about 945.9 square kilometers with a population of 83,440. While Offinso Municipality on the other hand has a total land area of 585.7 square kilometres and a population of 137,272. Agriculture is the major economic activity for both districts with key crops being cocoa, tomatoes and other food crop (Ghana Statistical Service, 2021). Figure 3 represents the map of the study area.



Source: Adopted from Anymah, Osei, & Nyamekye (2021).

Figure 3: Map of Offinso North District and Offinso Municipality

Research procedures

Mixed method was employed for this study to provide flexibility, objectivity, uniformity, in-depth understanding, and the ability to generalize research findings (Dawadi et al, 2021). The qualitative approach helped to gather the best information that actually describes farmers’ perception and their adaptation technologies to climate change as well as how it has impacted on their livelihood. Similarly, integrating numeric approach to quantify data collected increases objectivity, and strengthens the overall study outcome (Creswell, 2016). Both open-ended and close-ended structured questionnaire, and interview guide were employed to gather primary data from cocoa farmers to supplement the existing relevant secondary data. Clearly, this is a survey that involved acquiring information about a group of people; their characteristics, opinions, attitudes, previous experiences, and beliefs. Therefore, the selected instruments were appropriate to achieve the study objectives.

To ensure replicability of this study, the researchers used cocoa farmers who registered with Kuapa Kokoo co-operative union within the two districts as the target population. This was because: first, information about members of this union can easily be accessed; second, this union is widely represented in the cocoa communities within the study area; third, farmers’ information list from the union is suitable for the systematic random sampling technique adopted for the study. There are 2,026 cocoa farmers registered with Kuapa Kokoo company

across 30 rural communities in the two districts. The study used a sample size of 210 cocoa farmers, out of this, 180 farmers were systematically sampled for face-to-face interviews with the help of questionnaires. In addition, the researchers engaged the other 30 farmers; 15 from each of the two districts for Focus Group Discussion (FGD) aided by an interview guide. The selection of farmers to participate in the FGD depended on respondents' convenience; thus, availability, location, and interest.

Respondents were reached on Sundays since preliminary survey revealed their availability on this day. For better understanding, and to illicit appropriate responses, the study resorted to the use of the local language "Twi" which fortunately, the researchers are conversant with to interpret the questions to the respondents. Except for the FGD, each respondent was interviewed separately to avoid any influence. The FGD was employed to complement the interview method because it helps to bring in-depth understanding, and diverse views of farmers' reactions on climate change rather than a superficial presentation of the phenomenon (Nyumba et. al, 2018).

For selection of discussants, two separate visits were made to the Kuapa Kokoo farmers' union at their monthly meetings at Afrancho and Akomadan. The first visit was to inform and explain to the groups the researchers' intention to collect data, the purpose and benefits, and scheduled date and time for the inquiry. 15 cocoa farmers from each group who indicated their available and willingness for the discussion were selected with agreed dates and time. The selected sample size for the discussion is appropriate and consistent with recommendations by Steward and Shamdasani (2008). The second visit was the actual date for the discussion. The interview guide helped the moderators to stay focus on the main themes for the discussion. The moderators recorded the responses with the aid of notepads and voice recorders which were later transcribed and analysed.

The findings of the study were analysed both quantitatively and qualitatively. The quantitative analysis employed descriptive statistical methods such as frequencies, percentages and tables. In addition, a Chi-Square test was used to analyse how the socio-demographic characteristics of the farmers related to their understanding of climate change adaptation. Content analysis was applied to delve into the fine details of the open-ended questions and the focus group transcripts. Finally, the data was classified in line with the study objectives, patterns identified, and interpretations given.

Results and discussion

Socio-demographic characteristics of respondents

The Socio-Demographic characteristics of respondents were captured in Table 2.

From table 2, majority of the respondents (67.8%) were males with 32.2% being females. This is actually consistent with the opinion held by Onumah et al. (2014) who attributed male dominance in cocoa farming in Ghana to the traditional land systems which generally favour males' land ownership.

The age distribution showed that majority (49.4%) of respondents were 50 years and above. This confirms the aging population of cocoa farmers in Ghana which is a major concern for the future of cocoa industry. According to Vigneri (2007), this situation is due to the continuous migration of the youth from the cocoa growing areas to urban centres in search of greener pastures. However, there seems to be a gradual shift from this trend as the age distribution showed a 23.9% of the respondents within the youthful age bracket (30-39) giving hope for the sustainability of the cocoa sector. Arguably, this upsurge may be attributed to the intervention in the sector by recent governments to enhance productivity and farmers' income thereby attracting the youth into cocoa farming. These investments include free cocoa seedlings and subsidized fertilizer distribution, and pollination and rehabilitation support through government and cocoa cooperative companies.

Table 2. Socio-demographic characteristics of the respondents

VARIABLE		FREQUENCY (F)	PERCENTAGE
Sex of Respondents	Female	58	32.2
	Male	122	67.8
Age of Respondents	30 – 39	43	23.9
	40 – 49	48	26.7
	50 – 59	60	33.3
	60 years and above	29	16.1
Educational Level	Middle Sch./JHS	86	47.8
	Non-Formal	33	18.3
	Primary	28	15.6
	SHS	24	13.3
	Tertiary	9	5
Number of Dependents	1 – 5	22	12.2
	6 – 10	67	37.2
	11 – 15	91	50.6

Source: Field data, 2022

With regards to education, less than 19% of the farmers received senior high school education or higher. According to Deressa et al (2008), the levels of education of cocoa farmers influence their ability to understand and assimilate information on adaptation technologies and their readiness to adopt. To confirm this view or otherwise, the researchers examined whether the levels of education of the respondents have any effect on their understanding of adaptation technologies (See Table 3) for details.

Socio-economic status is also influenced by individuals’ household size. It emerged from the study that more than half (50.6%) of the total respondents had as high as 11-15 household size. This definitely would have dire consequences on the livelihood of the cocoa farmers in case of any drop in income.

Analysis of farm characteristics of the respondents

i) Farming Experience

The study shows that majority (64.4%) of respondents had at least 11 years of farming experience, followed by 19.5% who had 1-10 years farming experience. According to Deressa et al. (2008), such farming experiences are very relevant because they influence the ability of farmers to adapt to climate change.

ii) Farm Ownership

The study revealed that more than half (50.2%) of the respondents owned their cocoa farms, while 33.3% were shareholders with tenancy agreement of 1:1 or 1:2 output ratio between the tenant and the landowner. Only 9.4% of the respondents occupied farms that have been leased.

iii) Age of Cocoa Farm

The study result shows that majority (63.3%) of the cocoa farms are below 31 years old. This is followed by 12.8% falling between 31-40 years, and at least 3.3% above 41 years. It was not surprising that about 20.7% of the farms were aged between 1-10 years. This was because respondents indicated that they are gradually undertaking farm rehabilitation to replace the old cocoa trees due to low productivity. This trend is laudable because such effort will reduce deforestation and facilitate the speedy restoration of some degraded farmlands (Gockowski & Sonwa, 2011).

iv) Variety of Cocoa Plants Cultivated

This study further revealed that majority (67.2%) of respondents cultivated hybrid cocoa varieties. These breeds have higher yield potential and environmental resistance to drought, flood, and salinity. According to Kolavalli and Vigneri (2011), the hybrid type is sunshine tolerant, matures early and give higher yields compared to the Amazon and Amelonado types previously cultivated. This notwithstanding, 28.3% of the respondents still have the amelonado variety, while 4.4% had grown the hybrid alongside the traditional amelonado type.

Exploring farmers knowledge and understanding of climate change

Analysis of farmer's perception and understanding of climate change is a prerequisite for assessing adaptation (Singh, 2020). Based on this, the researchers assessed farmers' knowledge and understanding of climate change and how that influences their behaviour.

From this study, 63% of the respondents were knowledgeable and understood the concept of climate change. Respondents mentioned deforestation, land degradation among others as the main causes of variations in climatic conditions. Also, 35% of the respondents knew a bit about climate change and were able to describe changes they had experienced over the year mainly on temperature and rainfall. Only 2% of the respondents did not know exactly what climate change meant. They however alluded to the fact that farmers experience high temperature and decreased rainfall in recent years.

The above finding is contrary to the claim by Sraku-Lartey et al (2018). In their study in the Offinso Municipality, a part of to this study area, they concluded that most of the farmers did not know about the concept of climate change but could only describe the changes they had experienced in the climate over the last 15-30 years. This new finding could be attributed to the vigorous awareness creation about climate change through different media within the Offinso Municipalities the the past three (3) years.

Farmers' sources of information and observed variations in climate

According to Deressa et al. (2008), the ability of farmers to adapt to climate change can be influenced by the availability of climatic information. It is evident from this study that respondents received information on climate through radio (31.4%), television (21.4%), Agriculture extension officers (17.4%), fellow farmers (16.6%), friends (8.5%), and other sources (4.7%). They indicate that this knowledge helped their understanding of climate change in the last 10-15 years. Farmers experienced increase in temperature, decrease in rainfall, unpredictable rainfall pattern, and prolong dry season within the same period. This finding corroborates the results of Osei (2017) who found that farmers in the Dormaa West District in Ghana have experienced an increase in temperature and a decrease in rainfall in recent past.

Farmers' perception about the causes of climate variations

The perception of the farmers was sought on the causes of climate variability in the study area. Majority (62.3%) of the respondents ascribed the variation to cutting down of trees for lumber which they claimed has become widely spread in the Municipalities. Furthermore, whilst 20.1% of respondents mentioned the prevalent of land degradation through illegal mining, and harsh weather conditions as the major contributing factors to climate variation, 11.3% attributed the change to burning of firewood for domestic fuel due to the high cost of Liquefied Petroleum Gas (LPG). Interestingly, a total of 6.3% of the respondents attributed the changes in temperature and rainfall patterns to God's plans and punishment for sins committed by humankind.

Results from Focus Group Discussion

To supplement the findings from interviews, FGD were conducted to solicit a collective view, and also as a follow-up to the interview results. The two groups made up of 15 discussants each from Afrancho and Akomadan were formed. The ages of the discussants ranged from 25 -64 years. An average of 65 minutes was spent on each group discussion. The results from the discussions did not vary much from the interview results except that: discussants mentioned 2017 and the early months of 2018 as their worst years in the past decade because, they experienced a prolong drought which actually reduced cocoa production, and agriculture in general. This claim by the farmers is consistent with cocoa production performance record for the districts over the last 10 years (See Table 1).

Again, deforestation and land degradation through illegal mining were mentioned as the causes of climate variability in the area. According to the farmers, the perpetrators sneak to their cocoa farms, fell the trees without their knowledge and runaway with them. This exposes their cocoa farms to the harsh weather conditions, and destroys some of the cocoa trees in the process of felling and evacuation. Unfortunately, most of these illegal activities go unpunished since law enforcement is weak, and no compensations are received by the farmers. They also complained about how some of the cocoa farms have been converted to mining sites, and how the leaching of the chemicals used for washing the minerals eventually affects the trees, degrade the land, and pollute rivers the farmers depend on for spraying. A discussant noted:

“Now, we have to carry water from the house or fetch water from long distances when spraying our cocoa farms because the nearby rivers have been polluted”,

This makes some of the farmers become skeptical about the future state of their cocoa farms since there seems to be no success from government regulatory measures to control these illegal mining and felling of trees.

The implications of climate change on cocoa yield and quality in the Offinso Municipalities

Studies from Emmanuel (2016) indicates that climate variability negatively affects cocoa yields. The results from Figure 4 confirms this finding.

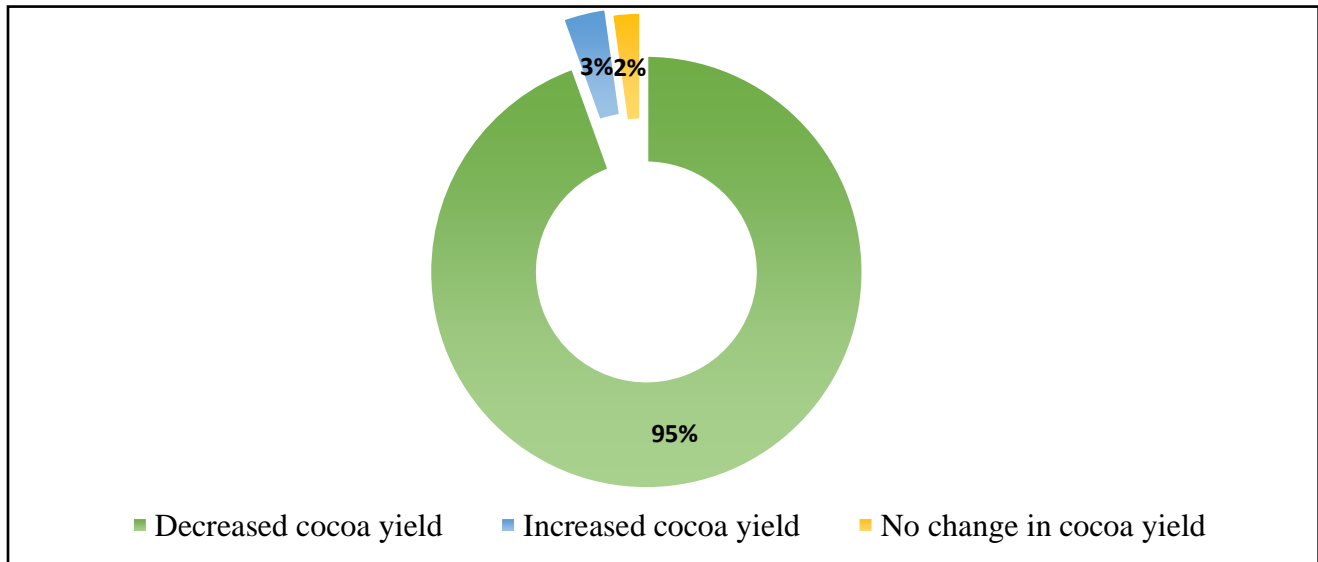


Figure 4. Impact of climate variability on cocoa yield

From figure 4, majority (95%) of the respondents indicated that climate change has negatively affected their cocoa yields over the past 10 years. But they acknowledged that they have observed a gradual increase in the last three (3) years which indicate a new production trend from the past seasons. They ascribe this change to the innovative adaptation technologies adopted over the years to improve yield.

Another impact of climate change on yields was the dying of cocoa trees, which about 20.3% of respondents expressed concerns. This finding is consistent with previous study by Osei (2017) who concluded that the rise in temperature and sunshine, had impacted negatively on new cocoa trees and subsequently reducing cocoa yields. A total of 31.3% of respondents experienced influx of unfamiliar pest and diseases, and a delay in the maturity of cocoa trees due to climate change. Again, this corroborated the finding of Osei (2017) who indicated that climate variability can cause delay in the maturity of cocoa trees.

Furthermore, 8.4% of the respondents revealed that appropriate drying of cocoa beans under good weather conditions allows acids in the cocoa to evaporate, but this has been negatively affected by climate variability. The situation increases the bitterness, astringency, and acidity of the cocoa beans, and consequently, lowers its quality and price. This finding aligns with the works of Oyekale et al. (2009) who concluded that, although higher rainfall is required for higher cocoa yield, a protracted wet season as a results of climate variability during post-harvest, adversely affects cocoa drying and processing.

Impacts of climate change on the socio-economic conditions and livelihood of cocoa farmers in Offinso Municipalities

The livelihood of cocoa farmers in Ghana heavily depends on the income they earn from the sale of cocoa (Anim-Kwapong & Frimpong, 2004). It is therefore important to tackle any condition or activity that impacts negatively on cocoa production so as to minimize its harmful effect on farmers’ livelihood. In view of this, this study

examined the extent to which climate change has impacted on the socio-economic lives of cocoa farmers. The result is summarized in Figure 5:

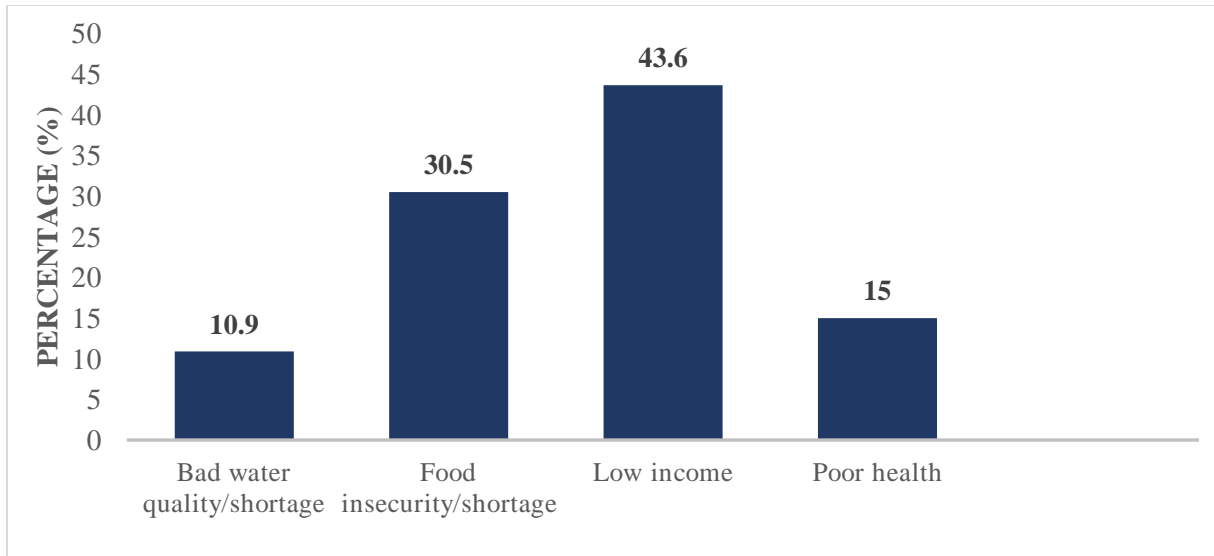


Figure 5. Impacts of climate change on the socio-economic conditions and livelihood of cocoa farmers in Offinso municipalities

Figure 5. shows that climate change and its associated human activities have lowered the income of cocoa farmers. It has also led to food insecurity; water shortage; poor water quality, and poor health. The farmers indicated that, since their household income have reduced, they are unable to seek proper health care from medical centers and therefore resort to self-medication with its negative consequences.

As expected, discussants from the focus group re-echoed the aforementioned impacts climate change have had on their cocoa production. According to these farmers, what is so disturbing is the high cocoa seedling mortality. They added that the unfavourable weather conditions have rather created favourable conditions for pest and diseases to thrive. Farmers’ attempt to salvage the situation through chemical spraying is hampered by the unpredictable weather. This has led to indiscriminate chemical spraying and its cost implications. Worse, the pests and diseases have also become resistant to these chemicals, rendering them ineffective.

Interestingly, the discussions revealed an adverse impact of climate change on labour supply. A group member had this to say:

“Now we are unable to work in the afternoons due to the unbearably high temperature. We now spend more days in the farms or hire additional labour to accomplish a task we could previously do by ourselves within a short period”.

On the issue of climate change impact on yields, the farmers reiterated that, it is the main challenge they have been battling with because their yields have been fluctuating leaving no room for adequate planning. Regrettably, the low yield translates into low income. They also complained that the water bodies they depend on for watering their crops, and for spraying have dried up due to the limited rainfall and high temperature which further exacerbated their already precarious situation. This revelation is consistent with the findings of Kimengsi and Tosam (2013), who mentioned that farmers were confused about when to apply chemical spraying, and therefore resulted to frequent spraying which consequently increased production costs. In this regard, the study explored in detail how cocoa farmers are adapting to the threats of climate change.

Adaptation technologies adopted by farmers against climate change in Offinso Municipalities

Crops growth and development is affected by climate change and for that matter presents a great concern to farmers (Challinor & Wheeler, 2007). It is for this reason that the concept of adaptation has become important in the area of agriculture. The overall objective of adaptation is to safeguard farm production from climate change threats through production systems modification. This research again examined farmers’ understanding of climate change adaptation, the kinds of adaptation technologies being employed, and the impact of such technologies on cocoa yields over time.

As a starting point, farmers understanding of climate change adaptation was assessed. The researchers found that, majority (63.3%) of the respondents were very knowledgeable in climate change adaptation. Additionally, 22.8% were a bit knowledgeable about climate change adaptation, while the remaining were not.

Although the majority of the respondents were knowledgeable about climate change adaptation, the researchers sought to find out if the level of education of the respondents had some significant association with their understanding of climate change adaptation. From Table 3, it was found that (at degrees of freedom = 8) there was no significant association between the level of education of respondents and their understanding of climate change adaptation since P-value (0.724) was greater than the significance level ($P > 0.05$).

Table 3. Chi-square test showing respondents’ level of education and their understanding of climate change adaptation

Level Of Education	Cannot tell	Know a bit	Very knowledgeable	Total
JHS	10	20	56	86
Non-Formal	7	5	21	33
Primary	4	9	15	28
SHS	2	5	17	24
Tertiary	2	2	5	9
Total	25	41	114	180
	Pearson Chi ² (8)	5.3118		
	P-value	0.724		
	Alpha value	0.05		

Source: Field data, 2022

Adaptation technologies adopted by farmers in the last 10 years in the Offinso Municipalities

Adoption of adaptation technologies is an integral aspect of building resilience in the face of climate change (USAID, 2018). A previous study by Denkyirah et al. (2017) revealed that only few farmers have adopted some form of adaptation technologies despite the benefits that come with such measures. However, the findings from this study have shown otherwise. It was realized that all (100%) the respondents have implemented at least one adaptation measure to support their cocoa farms against the impacts of climate change. This could be attributed to the fact that majority of the respondents have observed the impacts of climate change on cocoa production, are knowledgeable about the concept of climate change adaptation, and have realized the need to mitigate and adapt to it. Even for those who perceived climate change as a punishment from God, they had implemented at least one adaptation measure. The adaptation measures commonly adopted are shown in Figure 6.

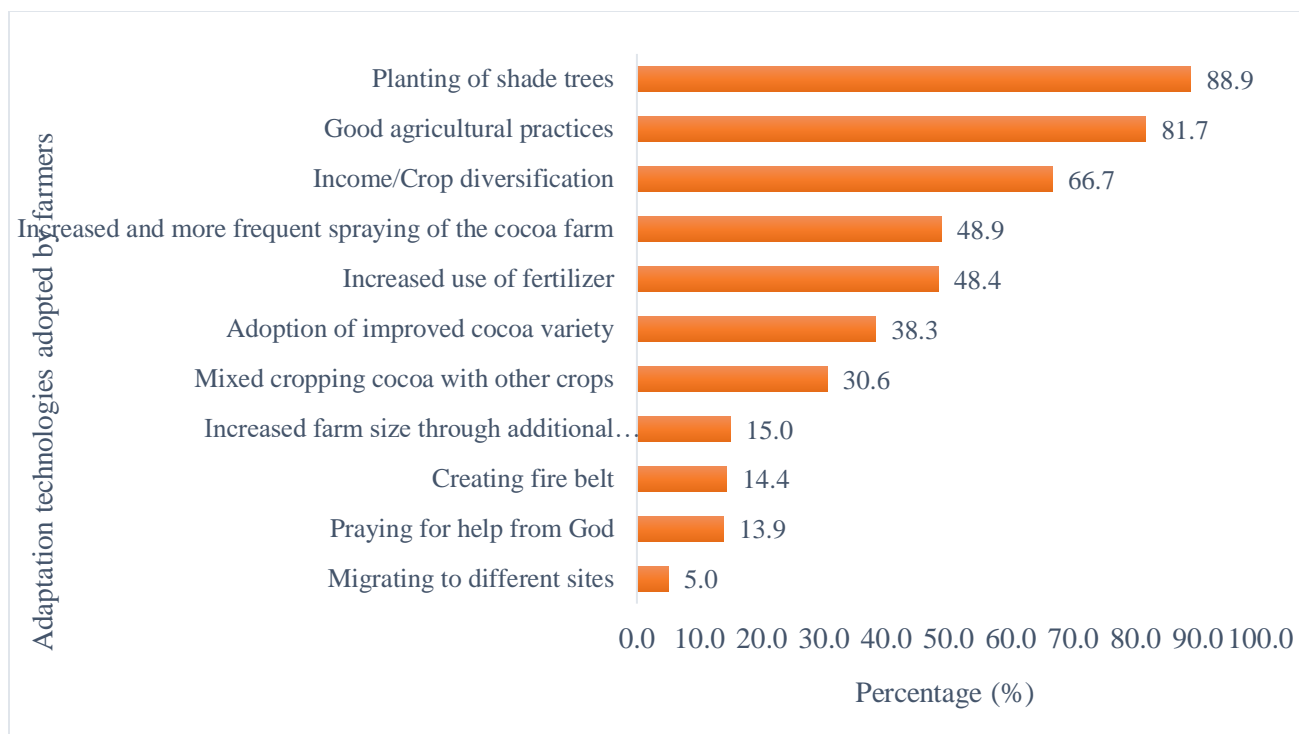


Figure 6. Adaptation technologies adopted by farmers in the last 10 years in the Offinso Municipalities
Source: Field data, 2022

It was realized that majority (88.9%) of the respondents had adopted agroforestry as the main adaptation measure in building resilience against the impacts of climate change in their cocoa farms. This finding actually buttresses the earlier claim by the respondents that the main cause of climate change is the indiscriminate felling of trees. Replacing the lost trees with agroforestry systems present a distinctive opportunity to enhance carbon stocks in the terrestrial biosphere (Albrecht & Kandji, 2003). Aside from this, shade trees in cocoa farms also provide alternative sources of income that give economic relief to farmers through farm diversification with timber and non-timber products (Schroth & Ruf, 2014).

The study also realized that 81.7% of the respondents actually adopt good agricultural practices such as weeding, pruning, and mulching against climate change. This finding supports Ehiakpor et al (2016) which mentioned that there are various Climate-Smart Agricultural (CSA) techniques like integrated nutrient management, that contribute to effective soil management practices including mulching, organic and inorganic inputs, intercropping, and irrigation. Respondents (66.7%) further adopted income and crop diversification such as petty and skilled trade, planting of drought resistant crops that can withstand temperature stresses and take maximum advantage of prevailing rainfall.

Chemical application is considered to provide maximum protection to cocoa farms due to the unpredictable rainfall pattern (Oyekale, 2015). From Figure 6, 48.9% of respondents adopted frequent spraying of cocoa farms to reduce the impacts of climate change and pest and disease infestation. The study further shows that 48.4% of participants increased fertilizer application as an adaptation measure, which aligned with recommendations by Asare and David (2009). Furthermore, 38.3% of the respondents adopted the use of improved (hybrid) cocoa varieties that are sunshine tolerant, resistance to multiple stresses, mature early, and give higher yields as compared to the traditional Amazon variety.

According to Asare and David (2009), one surest way of safeguarding the cocoa farm especially young cocoa from high temperature is by providing shade cover through the practice of mixed cropping. In this study, 30.6% of respondents engage in mixed cropping to reduce cocoa seedling vulnerability to climate change. Crops such as plantain, cassava and maize are planted since they have short maturity period and serve as food for consumption all year round. According to Asante et al. (2017), planting of plantain suckers serve multiple purposes of protective cover for young cocoa plants against extreme sunshine, as food for the family, and a source of household income from the sales of the crop.

The farmers (15%) also engaged in either cultivation of new cocoa farms or expansion of the existing ones for income security against any fall in expected yields. This practice of expanding cocoa farms has been criticized in recent past to be a contributor to deforestation as farmers continue to clear new lands and cut down trees (Anim-Kwapong & Frimpong, 2004). There should be a policy in place to rehabilitate and restore cocoa farms for sustainable production (Ibid).

Some respondents (14.4%) created fire belts around their cocoa farms as a way of protecting the crop against bushfires, while others (5%) migrated to their new farm sites as an adaptation measure against climate change.

Interestingly, as part of belief systems, some of the farmers (13%) believed that climate change is the work of God and for that matter nothing can be done to reverse it, therefore, fighting it means fighting God. One respondent commented: *“I seek help from God through prayers to change the situation because the battle is the Lord’s”*.

It is important to mention that majority of the respondent (73%) confirmed that they have experienced a steady rise in cocoa yields in the last three (3) cocoa seasons. The farmers generally attributed this gradual increase to the aforementioned adaptation practices. Cocoa is a perennial crop unlike other crops and therefore requires constant maintenance to improve yields.

Adaptation measures revealed in the focus group discussion

As is expected, discussants did not reveal any technique different from those of the interviewees. They however revealed that, as a result of the gradual increase in cocoa yields in the last three (3) years, their household income has begun to improve as compared to previous years.

Barriers to climate change adaptation

Adaptation to adjust to the impacts of climate change is not without limitations. From this study, farmers indicated various challenges they face in the implementation of adaptation technologies. The findings are summarized in Figure 7.

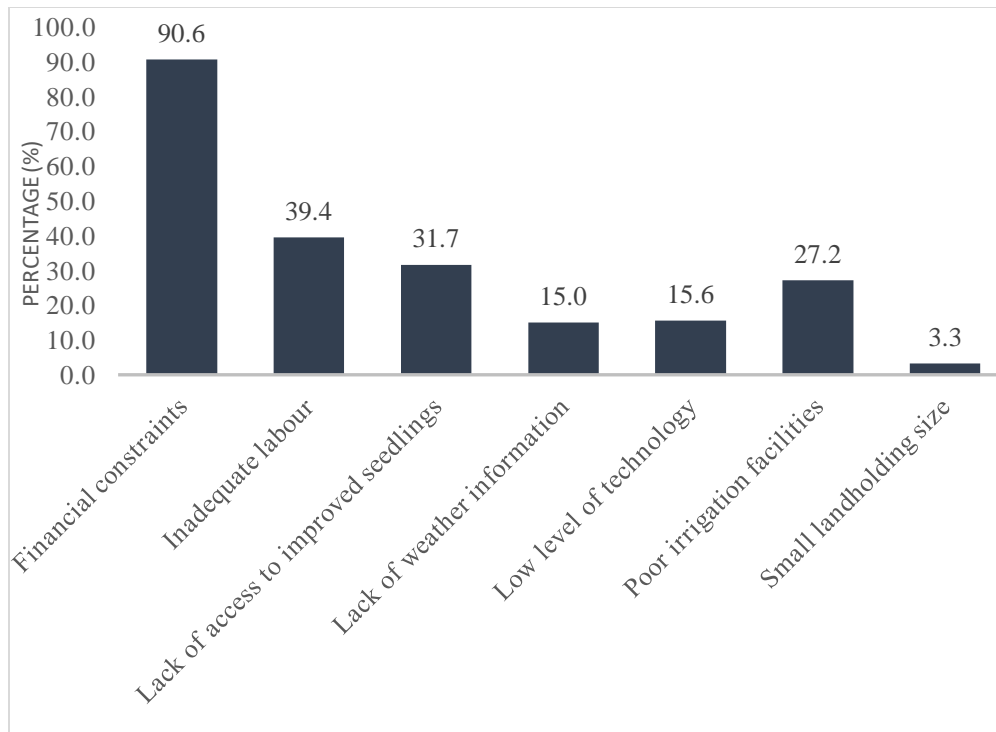


Figure 7. Barriers to the adoption of adaptation technologies by cocoa farmers in the Offinso Municipalities

The outcome of the FGD also provided additional information on the challenges the farmers face in their efforts to implement adaptation technologies. The farmers added that due to their old age coupled with the high temperature which has affected their working hours, they resort to hire additional labour. *“But unfortunately, labour is currently expensive due to the competition from other sectors such as the mining sector, and the migration of the youth to the cities.* One discussant retorted. Other limitations mentioned include high cost of irrigation systems, delay in input supply, and frequent breakdown of government’s cocoa spraying machines.

Another challenge the farmers raised was that although they are planting shade trees in their cocoa farms as part of their climate change mitigation measures, and also serving as additional source of income, they don’t clearly understand the tree tenure policy of the country. Moreover, they are not aware of any procedure to follow to ensure that the trees planted are properly registered. They believe that because these measures are not in place, they fear that in future, they may not be able to claim ownership of these trees. Lack of these measures also encourage indiscriminate felling of cover trees by unscrupulous individuals.

Although respondents mentioned that they have received some support from cocoa farmers’ cooperatives, government agencies including Ghana Cocoa Board, and Forestry Commission, these support base if strengthened can go a long way to ease the adaptation constraints faced by cocoa famers.

Conclusions

Climate change is a major concern to farmers, especially cocoa farmers in Ghana. This study assessed the impacts of climate change and its implications on the socio-economic lives of cocoa farmers in the Offinso Municipalities. Firstly, the study analysed farmers’ understanding of climate change and its impacts on cocoa production. The results show that most of the farmers have knowledge and understanding of the concept of climate change and were also aware of climate variabilities in the study area. Majority of the respondents observed high temperatures,

decreased rainfall, unpredictable rainfall patterns, and prolonged dry season in the last 10-15 years. The causes of these climate variabilities included deforestation, land degradation mainly through illegal mining, and burning of firewood for cooking. As a belief system, some regarded the climatic change as a punishment from God. Radio, television, agriculture extension officers, fellow farmers and friends were their main sources of climate information for decision-making.

Secondly, the research delved into the socio-economic implications of climate change on the livelihood of cocoa farmers in the study area. A decrease in cocoa yield was the major impact of climate change except that the farmers have started experiencing a gradual increase in yield in the last three (3) years due to the adaptation measures they have adopted. The farmers also experienced dying of cocoa trees, occurrences of unfamiliar pests and diseases, delay in crop maturity, seedling mortality, resistance of pests and diseases to pesticides, and reduction in post-harvest quality of cocoa beans. Regarding the impact on socio-economic lives, most respondents experienced reduction in income. Other livelihood impacts included food insecurity; poor access to healthcare; bad water quality; drying up of streams; and reduction in labour supply.

Thirdly, to address the negative impact of climate variability on cocoa production and livelihood, the study focused on the adaptation technologies adopted by the farmers. The study revealed that majority of the farmers understood climate change adaptation, and that, years of farming experience influences adaptation choices. The study further revealed that the farmers have adopted some form of adaptation measures perceived to be effective in reducing the adverse impact of climate change. The adaptation measures commonly adopted and ranked in descending order according to the findings are: agroforestry, good agricultural practices, crop diversification, frequent spraying and fertilizer application, adoption of hybrid varieties, farm expansion, creating fire belt, praying for God's help, and migrating to different farm lands. As a result of these measures, gradual increase in crop yield over the last three (2018/2019 to 2020/2021) cocoa seasons was observed. This revelation is consistent with the annual cocoa production performance of the districts within the same period.

Lastly, the study identified the barriers to cocoa farmers' adaptation drive. These include financial constraints, inadequate labour supply, poor access to improved seedlings, poor irrigation facilities, low level of technology, inadequate weather information, small landholding size, and the absence of tree tenure policy. It however, came to light that most of the respondents received support (though inadequate) for their adaptation efforts from farmer organizations, government, NGOs, and Licensed Cocoa Buying Companies.

In conclusion, cocoa farmers in the Offinso Municipalities have experienced a gradual increase in cocoa yields in recent years which is attributed to the various adaptation technologies implemented. This implies that adopting adaptation technologies is the surest way of reducing the impacts of climate change on cocoa production and improving household income of cocoa farmers. It is therefore recommended that stakeholders in the cocoa industry pay more attention to adaptation technologies and encourage more farmers to adopt such measures. In addition, a collaborative effort from government agencies and institutions and traditional leaders is needed for law enforcement against deforestation and illegal mining. Lastly, adequate education to cocoa farmers on agroforestry, good agricultural practices, and other adaptation techniques should be enhanced to improve productivity. Since this study covers only cocoa farmers, future research should consider examining the impacts of climate change on other crops like food crops, and the implications of that on the farmers' livelihood in the study area.

Declaration

Acknowledgement: We wish to thank the farmers of the selected communities we worked with in the Offinso Municipalities for their invaluable inputs and support especially during data collection. We also thank the

management staff of Kuapa Kokoo Limited for their time and information to complete this study. We are grateful to all.

Funding: Funding for this study is from the authors' own source (self-finance)

Conflict of interest: The authors declare no conflict of interest in this research.

Data availability: The data gathered and analyzed for this study are available from the authors. Access would be based on a thorough scrutiny.

Authors contribution: Megbetor, Elias: Provided the overall guidance and conceptualization of the study, played a significant role in the determination and development of the methodology and analysis, and editing the entire work.

Boateng, Solomon: Played part in the conceptualization of the study, reviewed literature, participated in the instrument design, and led the data gathering process.

References

- Adger, W. N., (2006) Vulnerability. *Global Environmental Change*, 16(3):268–281. <http://doi.org/10.1016/j.gloenvcha.2006.02.006>, (Accessed on 15th March, 2022).
- Adger, W. N., Agrawala, S., Mirza, M. M., Conde, C., O'Brien, K., Pulhin, J., Takahashi, K. (2007). *Assessment of adaptation practices, options, constraints and capacity*. Cambridge: Cambridge University Press.
- Adjei-Nsiah, S., & Kermah, M. (2012). Climate Change and Shift in Cropping System: From Cocoa to Maize Based Cropping System in Wenchi Area of Ghana. *British Journal of Environment and Climate Change*, 2(2), 137–152. <https://doi.org/10.9734/BJECC/2012/1220>, (Accessed on 15th March, 2022).
- Albrecht, A., & Kandji, S. T. (2003). Carbon sequestration in tropical agroforestry systems. *Agriculture, Ecosystems & Environment*, 99(1–3), 15–27. [https://doi.org/10.1016/S0167-8809\(03\)00138-5](https://doi.org/10.1016/S0167-8809(03)00138-5). (Accessed on 19th March, 2022).
- Amos, T. T. (2007). An Analysis of Productivity and Technical Efficiency of Smallholder Cocoa Farmers in Nigeria. *Journal of Social Sciences*, 15(2), 127–133. <https://doi.org/10.1080/09718923.2007.11892573>. (Accessed on 16th May, 2022).
- Anim-Kwapong, G. J., & Frimpong, E. B. (2004). *Vulnerability and Adaptation Assessment Under the Netherlands Climate Change Studies Assistance Programme Phase 2 (NCCSAP2)*. Cocoa Research Institute of Ghana, 2, 1–30.
- Anyimah, F. O., Osei Jnr, E. M., & Nyamekye, C. (2021). Detection of stress areas in cocoa farms using GIS and remote sensing: A case study of Offinso Municipal & Offinso North district, Ghana. *Environmental Challenges*, 4(February). <https://doi.org/10.1016/j.envc.2021.100087>. (Accessed on 8th April, 2022).
- Asante, W. A., Acheampong, E., Kyereh, E., & Kyereh, B. (2017). Farmers' perspectives on climate change manifestations in smallholder cocoa farms and shifts in cropping systems in the forest-savannah transitional zone of Ghana. *Land Use Policy*, 66, 374–381. <https://doi.org/10.1016/J.LANDUSEPOL.2017.05.010>. (Accessed on 11th May, 2022).
- Asare, R., & David, S. (2009). *Good agricultural practices for sustainable cocoa production : a guide for farmer training (Issue 1)*
- Bouët, A. (2021). *Africa Agriculture Trade Monitor 2021*. Africa Agriculture Trade Monitor 2021. <https://doi.org/10.54067/9781737916406>. (Accessed on 10th January, 2022).

- Bunn, C., Läderach, P., Quaye, A., Muilerman, S., Noponen, M. R. A., & Lundy, M. (2019). Recommendation domains to scale out climate change adaptation in cocoa production in Ghana. *Climate Services*, 16(June). <https://doi.org/10.1016/j.cliser.2019.100123>, (Accessed on 10th January, 2022).
- Challinor, A. J., & Wheeler, T. R. (2007). Crop yield reduction in the tropics under climate change: Processes and uncertainties. *Agricultural and Forest Meteorology*, 148(3), 343–356. <https://doi.org/10.1016/j.agrformet.2007.09.015>, (Accessed on 6th April, 2022).
- Creswell J.W. (2016) Qualitative inquiry and research design: Choosing among five approaches. <https://psycnet.apa.org/record/2006-13099-000>. (Accessed on 14th May, 2022).
- Dawadi, S., Shrestha, S., & Giri, R. A. (2021). Mixed-Methods Research: A Discussion on its Types, Challenges, and Criticisms. *Journal of Practical Studies in Education*, 2(2), 25–36. <https://doi.org/10.46809/jpse.v2i2.20>
- Eshun, F., & Asiedu, A. B. (2021). Residents’ empowerment. (Accessed on 18th June, 2022).
- Denkyirah, E. K., Okoffo, E. D., Adu, D. T., & Bosompem, O. A. (2017). What are the drivers of cocoa farmers’ choice of climate change adaptation strategies in Ghana? *Cogent Food and Agriculture*, 3(1). <https://doi.org/10.1080/23311932.2017.1334296>, (Accessed on 11th February, 2022).
- Deressa, T., Hassan, R., & Ringler, C. (2011). Perception and adaptation to climate change by farmers in the Nile basin of Ethiopia. *The Journal of Agricultural Science*, 149, 23–31. <https://doi.org/10.1017/S0021859610000687>. (Accessed on 12th June, 2022).
- Deressa, T., Hassan, R. M., Alemu, T., Yesuf, M., & Ringler, C. (2008). Analyzing the determinants of farmers' choice of adaptation methods and perceptions of climate change in the Nile Basin of Ethiopia. *Intl Food Policy Research Institute*. <http://orcid.org/0000-0002-8266-0488>. (Accessed on 29th March, 2022).
- Duru, J., Aro, J., & Oladipo, R. E. (2022). The effects of climate change on the livelihood of rural women : a case study of Ilorin South , Nigeria. *Bulletin of the National Research Centre*. <https://doi.org/10.1186/s42269-022-00834-9>, (Accessed on 24th April, 2022).
- Ehiakpor, D. S., Danso-Abbeam, G., Baah, J. E., Yildiz, F., Hutchins, A., Tamargo, A., Bailey, C., Kim, Y., Fosu-Mensah, B. Y., Vlek, P. L. G., & MacCarthy, D. S. (2016). Assessment of Climate Change Impacts on Cocoa Production and Approaches to Adaptation and Mitigation: A Contextual View of Ghana and Costa Rica. *Environment, Development and Sustainability*, 14(1), 1210557. <http://dx.doi.org/10.1080/23311932.2016.1210557>, (Accessed on 12th January, 2022).
- Emmanuel, O. (2016). Effect Of Climate Change And Variability On Cocoa Output In The Western Region Of Ghana. In <http://ugspace.ug.edu.gh/handle/123456789/22844>. (Accessed on 5th March, 2022)
- Gakpo, O. J. (2012). WHY GHANA IS COCOA..... AND COCOA IS GHANA. *Modern Ghana*. <https://www.modernghana.com/news/398737/why-ghana-is-cocoa-and-cocoa-is-ghana.html>, (Accessed on 13th January, 2022).
- Ghana Statistical Service (2021). Ghana 2021 population and housing census. [https://statsghana.gov.gh/gssmain/fileUpload/pressrelease/2021 PHC General Report Vol 3A_Population of Regions and Districts_181121.pdf](https://statsghana.gov.gh/gssmain/fileUpload/pressrelease/2021%20PHC%20General%20Report%20Vol%203A_Population%20of%20Regions%20and%20Districts_181121.pdf). (Accessed on 24th March, 2022)
- Ghana Statistical Service (2017). Revised 2016 Annual Gross Domestic Product. September. http://www.statsghana.gov.gh/docfiles/GDP/GDP2016/September/Annual_2016_GDP_September_2017_Edition.pdf. (Accessed on 12th January, 2022)
- Gockowski, J., & Sonwa, D. (2011). Cocoa intensification scenarios and their predicted impact on CO₂ emissions, biodiversity conservation, and rural livelihood in the Guinea rain forest of West Africa. *Environmental management*, 48(2), 307–321. <https://doi.org/10.1007/s00267-010-9602-3>. (Accessed on 7th April, 2022).
- IPCC. (2014). Summary for policymakers. In: *Climate Change 2014: Impacts, Adaptation, and Vulnerability*.

- Part A: Global and Sectorial Aspects. The contribution of Working Group II to the Fifth Assessment Report of the Intergovernmental Panel on Climate Change. Cambridge University Press, Cambridge, United Kingdom and New York, NY, USA, pp. 1-32.
- Kenneth, O.-B. (2011). An empirical analysis of the impact of climate change on cocoa production in selected countries in west africa. *Journal of Sustainable Development in Africa*. Volume 13, No.8, 2011, Clarion University of Pennsylvania, Clarion, Pennsylvania.
- Kimengsi J. N., Tosam J. N. (2013). Climate variability and cocoa production in Meme Division of Cameroon: agricultural development policy options. *Greener Journal of Agricultural Sciences* 2013; 3(8): 606–617
- Kolavalli, S., & Vigneri, M. (2011). Cocoa in Ghana: Shaping the success of an economy. Yes, Africa can: success stories from a dynamic continent, 201-218. <https://doi.org/10.1596/978-0-8213-8745-0>. (Accessed on 11th May, 2022).
- Kurukulasuriya, P., & Rosenthal, S. (2003). Climate Change and Agriculture: A Review of Impacts and Adaptations, World Bank Climate Change Series (World Bank Environment Department, Washington, DC), 91, 1-106. <https://doi.org/10.1017/CBO9781107415324.004>, (Accessed on 30th April, 2022).
- McSweeney, C., New, M., & Lizcano, G. (2010). UNDP General Climate Change Country Profiles: Ghana. 27. <http://country-profiles.geog.ox.ac.uk>, (Accessed on 13th April, 2022).
- Mendelsohn, R. (2000). Efficient adaptation to climate change. *Climatic Change*, 45(3), 583–600. <https://doi.org/10.1023/A:1005507810350>. (Accessed on 13th April, 2022).
- Nyumba, O. T., Wilson, K., Derrick, C. J., & Mukherjee, N. (2018). The use of focus group discussion methodology: Insights from two decades of application in conservation. *Methods in Ecology and Evolution*, 9(1), 20–32. <https://doi.org/10.1111/2041-210X.12860>. (Accessed on 20th June, 2022).
- Odame A. D., Akondoh, A. C. K., Tabiri, R. K., & Donkor, A. A. (2018). Smallholder farmers’ insight on climate change in rural Ghana. *Cogent Food and Agriculture*, 4(1). <https://doi.org/10.1080/23311932.2018.1436211>. (Accessed on 15th March, 2022).
- Onumah, J. A., Williams, P. A., Quaye, W., Akuffoeba, M., & Edward, E. O. (2014). Smallholder Cocoa Farmers Access to On/Off-Farm Support Services and its Contribution to Output in the Eastern Region of Ghana. *Asian Journal of Agriculture and Rural Development*, 4(10), 484-495.
- Osei, E. M. (2017). Climate Variability and Cocoa Production: the Implications of Micro-Adaptation Measures on Cocoa Farmers’ Income in Partial Fulfilment of the Requirements for the Award of Mphil Climate Change and Sustainable Development Degree. *Climate Change and Sustainable Development College of Humanities*. <http://ugspace.ug.edu.gh>, (Accessed on 16th April, 2022).
- Oxford Business Group. (2021). *Agriculture Africa Report*. Oxfordbusinessgroup.Com, 35.
- Oyekale, A. S. (2021). Climate change adaptation and cocoa farm rehabilitation behaviour in Ahafo Ano North District of Ashanti region, Ghana. *Open Agriculture*, 6(1), 263–275. <https://doi.org/10.1515/opag-2020-0191>, (Accessed on 23rd February, 2022).
- Oyekale, A. S. (2015). Climate change induced occupational stress and reported morbidity among cocoa farmers in South-Western Nigeria. *Annals of Agricultural and Environmental Medicine*, 22(2), 357–361.
- Oyekale, A. S., Bolaji, M. B., & Olowa, O. W. (2009). The Effects of Climate Change on Cocoa Production and Vulnerability Assessment in Nigeria. In *Agricultural Journal* (Vol. 4, pp. 77–85). <https://medwelljournals.com/abstract/?doi=aj.2009.77.85> (Accessed on 14th February, 2022).
- Schroth, G., Läderach, P., Martinez-Valle, A. I., Bunn, C., & Jassogne, L. (2016). Vulnerability to climate change of cocoa in West Africa: Patterns, opportunities and limits to adaptation. *Science of the Total Environment*, 556, 231–241. <https://doi.org/10.1016/j.scitotenv.2016.03.024>, (Accessed on 11th January, 2022).

- Schroth, G., & Ruf, F., (2014). Farmer strategies for tree crop diversification in the humid tropics. A review. *Agron. Sustain. Dev.* 34, 139–154. <http://dx.doi.org/10.1007/s13593-013-0175-4>. (Accessed on 14th January, 2022).
- Singh, S. (2020). Farmers' perception of climate change and adaptation decisions: A micro-level evidence from Bundelkhand Region, India. *Ecological Indicators*, 116. <https://doi.org/10.1016/j.ecolind.2020.106475>, (Accessed on 4th March, 2022).
- Sraku-Lartey, M., Buor, D., Adjei, P., & Foli, E. (2018). Perceptions and knowledge on climate change in local communities in the Offinso Municipality, Ghana. *Information Development*, 36, 026666691881139. <https://doi.org/10.1177/0266666918811391>. (Accessed on 11th April, 2022).
- Steward, D. W., & Shamdasani, P. N. (2008). Focus Groups: Theory and Practice. In [https://books.google.com.gh/books?id=YU0XBAAQBAJ&pg=PT131&lpg=PT131&dq=Steward+and+Shamdasani+\(2008\)](https://books.google.com.gh/books?id=YU0XBAAQBAJ&pg=PT131&lpg=PT131&dq=Steward+and+Shamdasani+(2008)). (Accessed on 18th June, 2022).
- USAID (2018). Climate ready annual report fy18. https://pdf.usaid.gov/pdf_docs/PA00Z4HD.pdf. (Accessed on 23rd February, 2022).
- Vigneri, M., (2007). Ghana and the cocoa marketing dilemma: What has liberalisation without price competition achieved? ODI Project Briefing, 3.

RESEARCH ARTICLE

Review on the Stock Investment in Malaysia in Overcoming the Inflation of the Malaysian Economy

Yeoh Wee Win

School of Business (SOBIZ), INTI International College Penang (IICP), Malaysia

Corresponding author: Yeoh Wee Win: meekyeoh@yahoo.com

Received: 20 August, 2023, Accepted: 22 September, 2023, Published: 24 September, 2023

Abstract

The purpose of the study is targeted to explore and investigate the potential performance of the stock investment in Malaysia in overcoming the inflation of the Malaysian economy. The primary goal of the investment is motivated to overcome the inflation rate to avoid losing the purchasing power. This leads to the problem statement for the study to investigate the performance of the KLSE market index growth against the inflation rate in Malaysia. The methodology of the research had focus in the application using past ten years of data including the range from 2013 to 2022 to compare the growth of the inflation against the KLSE market index. The findings had provided the sufficient evidence to showed that the inflation rate in average had exceed the KLSE market index growth reflecting that the investment in overall Malaysian stock is not favourable to overcome the increasing inflation in the country. In addition, the average Fixed Deposit (FD) rate in Malaysia had surpassed both the inflation rate and KLSE market index growth in average for the past ten years performance. The recommendation drawn from the study had proposed more solid management of the portfolio by not over diversifying the portfolio for the stock investment. The outcome for the study had provide the significant contribution and referrece towards the academic and investors to gain future input.

Keywords: investment; Kuala Lumpur Stock Exchange; inflation; Malaysia; fixed deposit rate; portfolio

Introduction

The rising concerns for the inflation of the prices among the goods and services for the Malaysian consumers had been at the boiling point where a lot of consumers had expressed their struggle in meeting the day-to-day expenses to meet the purchase of the necessities. Recently, the hike in the consumer goods' prices had put a major address at the national level in the understanding to overcome the rising living cost in Malaysia (Yeoh, 2023). Many individuals had been relying on to work more than one jobs as well as getting support from the government initiatives to create sufficient income to survive against the rising living cost. However, one of the common methods for the individuals to beat the inflation is to invest where the investment is believed to become the solid solutions to beat the inflation rate as maintaining the purchasing power for the individual (Farooq & Ahmed, 2018).

Coming into the view of the investment, there are many multiple types of investment that is in the picture and there is also no guarantee where the investment can always provide higher return or at the favourable side beat

the inflation despite the myth of the investment becoming the method to overcome the rising prices with the time value of money concept (Yang & Shafiq, 2020). However, it is still the fundamental for the investors to invest to fight against the inflation rate where the inflation rate is often becoming the benchmark reference for the minimum required rate of return when comes to making investment decision (Huawei, 2022) One of the popular type of investment in Malaysia had been the stock investments where the public listed companies in Malaysia had been encouraging for majority of the investors and being viewed as very potentials to generate higher return than other investment like fixed deposits and mutual funds (Triyawan et al., 2022). Investments like fixed deposit could posed very minimum risk exposure for the investors but the common expectations for investors would express the return from fixed deposit would be hardly sufficient to cover the rising inflation rate in the country (Yeoh, 2023).

With the problem statement being identified which is to study the ability for the stock investment to beat the inflation rate in Malaysia, the Kuala Lumpur Stock Exchange (KLSE) will become the representation for the stock portfolio investment where the market index of KLSE will provide the combination of the performance of all the public listed companies in Malaysia. Based on the historical trend of the return for the market index will be referring to the equivalent for the portfolio return for the investment which will provide the significant comparison towards the incremental of the inflation rate in the country (Yeoh, 2022). The buy and hold strategy will be implied in this measurement to ease the methodology of the quantitative study and drawing the understanding towards the outcome for the study (Tsaurai, 2018).

With this, the objective of the study had been identified which is to investigate the stock portfolio return in Malaysian stock market against the inflation rate in the country. The outcome for the study will create the significant contribution to understand the relevance impact towards the investment strategy of the individual to identify the power of stock investment to win against the inflation rate of the country. This will provide higher referenrece for the individuals in selecting the right choice and preference in the type of investment to drive better achievement for the wealth of the investors (Narayan, Phan & Narayan, 2018).

Literature Review

The prior knowledge derived from concepts of finance and economics gave a clear indication that the role of investments will help investors achieve greater wealth while reducing pressure on the country's inflation rate. According to Jareno, Ferrer & Miroslavova (2016), the most common mistake people make is not investing, which causes money to lose value over time. This allows the investment return to exceed the inflation rate. This is due to the concept of time value of money, which will ultimately result in a similar amount of money being recorded at a lower value in the future. For this reason, investors often create a portfolio investment that allows money to grow over time through the investment, thus ensuring that the growth of money and wealth correlates with the country's rising inflation (Nkoro & Uko, 2016). In addition, according to Ichsan et al. (2021), the creation of a portfolio was planned to increase investors' risk returns, which is considered the best way to protect against rising inflation.

Antonakakis, Gupta, & Tiwari (2017) found that using a portfolio investment strategy typically produced positive results, as portfolio returns were more likely to produce a positive return for investors even during recessions. Thus, the ability of portfolio investments to diversify risk in investment portfolios and provide investors with stable returns has been proven. A constant return that ultimately offsets the falling value of money can counteract rising inflation. Salisu, Sikiru & Vo (2020) emphasized that despite the fact that portfolio investments may not maximize the potential return on investment, they still provide a stable and consistent return sufficient to match the time value of money.

Based on prior knowledge, previous publications have argued that stock investments are the best types of investments because the performance of stocks is typically favorable, especially during economic booms (Kwofie & Ansah, 2018). Company performance was often influenced by the economic situation, which was reflected in the share price performance of the stock market. Stock market performance is expected to have a favorable relationship with economic growth as the economic environment changes over time as evidenced by GDP growth (Yismaw, 2019). As a result, investing in a stock portfolio gave the impression that the value would increase dramatically over time. Therefore, when investors compare investment assets with the country's inflation rate, the growth of their stock portfolio investments will usually exceed that of the overall inflation rate (Salisu, Akanni & Raheem, 2020). Furthermore, although portfolio investments in the stock market are expected to generate positive returns during a recession due to their diversification, the inflation rate is expected to decrease (Bonab, 2017). With reference to the previous studies, the positive relationship and correlation is expected to be identified between the stock investment and the inflation rate which translate to the similar direction of the growth. However, the literature review had been lacking in suggesting the gap where there is no solid evidence to pose the supporting on the stock market return in comparison against the inflation rate in Malaysia. The scope of interest had been crucial to be addressed in the world of finance and economics where the one of the major objectives for the investors is to drive higher return against the inflation rate of the local economy. Therefore, the current study will address the motivation to explore the review on the stock investment in Malaysia in overcoming the inflation within the economy of Malaysia.

Research Methodology

The research methodology of the study will enable the application of the quantitative analysis method which is crucial to consider the current state of research in which the numerical data from the historical data on the stock market return and inflation rate in Malaysia is heavily involved. This introduces comparative analysis, which comparative analysis is a method by which two or more variables that provide a consistent measurement are systematically compared and contrasted in order to increase understanding of the similarities and differences and to provide higher visibility of quantitative measurements output (Piatkowski, 2020). It is a valuable tool in various disciplines including economics, business administration, sociology, politics, literature and more (Roig-Tierno, Gonzalez-Cruz & Llopis-Martinez, 2017). It is important to note that the level of detail and complexity of a comparative analysis can vary greatly depending on the context and the entities being compared (Fainshmidt et al., 2020). Additionally, it is important to ensure that the criteria used for the comparison are relevant and appropriate for the specific context of the analysis (Ezejiolor, Olise & John-Akamelu, 2017).

The comparative analysis will direct the quantitative analysis using the Kuala Lumpur Stock Exchange (KLSE) market index and the inflation rate in Malaysia for the timeline of the 2013 to 2022 to provide the coverage for the recent trend for the past ten years. The period of the ten years had been significant as the timeline cover the experience of the major recession during the time of the Covid-19 to ensure the measurement involving the up and down within the market trend. In addition, the fixed deposit return will be further included as part of the additional analysis to provide additional insight on understanding the comparison towards the lowest risk of the investment by the investors through the fixed deposit investment.

Results and Findings

Based on the findings from the study, it had been identified that the measurement of the overall Malaysian stock performance as the portfolio investment is being measured through the Kuala Lumpur Stock Exchange (KLSE) market index growth for the past. The assessment for the growth will be referre for the past ten years trend.

The similar data input will then be compared against the ten years of the inflation rate in Malaysia. With such comparison, the demonstration of the table data can be referred as below.

With referrece to the Table 1 as shown, the past trend of historical data collected had focus in the most recent ten years' period where the average of the percentage achievement had been summarized to understand the comparison between the inflation rate in Malaysia against the KLSE market growth. The clear outcome from the comparative analysis had identified the inflation achieving 1.96% had been exceeding the growth of the KLSE market index with only -0.79%. The negative outcome in the KLSE market index growth and suggested that the combination of the overall stock investment in Malaysia is likely to reduce the wealth of the investors. The inflation rate still remained as positive integer suggesting the continuous growth of the Malaysian inflation over time and being higher compared to potential portfolio return in the stock portfolio investment.

Table 1: Comparison Between Inflation Rate and KLSE Market Index Growth

Year	Inflation	KLSE Growth
2013	2.11 %	10.91 %
2014	3.14 %	6.16 %
2015	2.10 %	-9.35 %
2016	2.09 %	-3.08 %
2017	3.87 %	6.63 %
2018	0.88 %	-4.09 %
2019	0.66 %	-1.15 %
2020	-1.14 %	-10.24 %
2021	2.48 %	2.11 %
2022	3.38 %	-5.77 %
Average	1.96 %	-0.79 %

The potential reasons to address the negative return through the growth of the KLSE market index can be reference to the trend of the major recession during the Covid-19 dated back in the year 2020 to 2022 which had created the tremendous loss in the stock market where majority of the businesses are suffering and struggle to make the comeback to generate consistent profit like the previous times. This had certainly taken into consideration to explain the negative return for the portfolio investment in Malaysia. In addition, the higher inflation rate can be explained to verify the statement where the consumer price goods (CPI) had been increasing drastically in Malaysia which proven through the statistics where the impact from the Covid-19 situation does not seems to slow down the inflation rate in Malaysia. The gap between the average inflation rate had been reaching more than 2% differences which is considered significant based on the ratio towards the average percentage for the KLSE market index growth. In other words, the growth of the inflation rate had likely to reduce the purchasing power for the investors provided the investors had been investing in a well-diversified stock portfolio in Bursa Malaysia. Shifting back to the attention on the feasibility of the portfolio stock investment in Malaysia to overcome the rising inflation in the Malaysian economy, the answer to the research question had been very clear where the past

ten years trend had suggested the failure for the portfolio return to beat the rising inflation rate where the investors will likely to loss out in both wealth and purchasing power when investing in the Malaysian stocks portfolio. With the investment strategy being not advisable for the Malaysian investors, the next question will arise to address on the potential alternative investments that will be made available for the investors besides the preference towards the portfolio investment through the stock market tin Malaysia.

The fixed deposit (FD) investment is often being referred safe investment where the risk had been minimal for the investors with the offering of the steady flow of return. In Malaysia, the FD is a common investment alternative for investors that prefer to have low risk investment which is highly fitting for the investment for the investors which are lacking the investment knowledge or being risk averse. In common understanding, the FD often appear as lower return options compared to equity investment and bond investment which aligned with the concept of risk and return where investment like the equity and stock investment will appear to be higher risk which induced higher return to attract the investors to invest with compensation of higher risk premium.

Table 2: Comparison with FD Rate in Malaysia

Year	Inflation	KLSE Growth	FD Rate
2013	2.11 %	10.91 %	2.97 %
2014	3.14 %	6.16 %	3.05 %
2015	2.10 %	-9.35 %	3.12 %
2016	2.09 %	-3.08 %	3.03 %
2017	3.87 %	6.63 %	2.92 %
2018	0.88 %	-4.09 %	3.14 %
2019	0.66 %	-1.15 %	2.98 %
2020	-1.14 %	-10.24 %	1.95 %
2021	2.48 %	2.11 %	1.56 %
2022	3.38 %	-5.77 %	1.95 %
Average	1.96 %	-0.79 %	2.67 %

The Table 2 had been providing the demonstration of the additional factor of the FD rate into the consideration. To the surprising fact, the FD rate had been showing the highest average return for the investment in comparison against the inflation rate and the KLSE market index growth. This suggests the strong growth in the investment wealth where the FD rate provide a consistence but also steady growth for the investment return. The potential reasoning can be addressed with the concept of the risk and return. It is expected to have higher return when comes to the higher risk to bear for the investors but include higher uncertainty. The negative impact from the Covid-19 and major recession that had shaken the world definitely had become more concerning for the investors as the negative impact results in the fall for the return for the portfolio investment in the Malaysia stock.

To summarize the potential indication from the evidence, the FD rate appear to be higher than the KLSE market index growth is most likely to occurred due to the major recession causing majority of the fall in the stock prices during the time of Covid-19 creating the lower average return for the KLSE market index growth but the similar impact is not significant towards the where the FD rate remained positive and being consistence over the past years. Therefore, it is evidence that the investing in FD may not generate great return for the investors but able to create consistence positive return that result in achieving higher ROI over the equity investment in stock market. The impact from the major recession from the Covid-19 period had observed the reduce in the FD rate but still remained positive return creating higher average return over other investment in terms of ROI.

Discussion on Findings

Another potential address for the outcome for this study had shown the lower achievement in the return from the average KLSE market index growth which indicating the unfavourable situation where the investment in portfolio through the selection of stocks in KLSE will not be likely to beat the inflation or even the FD rate return. However, one of the potential reasons that generate this outcome could be led by the fact of over diversifying. The term of over diversification referred to the fact where the effect from over diversification of the number of stocks in the portfolio will create likeliness of diverse impact.

Firstly, the high diversification of the stocks through the total number of stocks in KLSE stock market will induce lower returns over a normal portfolio. The advisable size of the portfolio management refers to no more than 20 stock for a portfolio to remain as effective to deliver adequate return against the average benchmark of investment return. Therefore, including too many different stocks in the portfolio will reduce the overall return due to the allocation of the ROI being insignificant within the portfolio investment and falling behind the benchmark of the average investment return. In addition, the high number of stocks will eliminate the opportunity to earn higher return for large companies' stock resulting in lower and unfavorable return. Therefore, the measurement through the KLSE market index growth had reflected in similar situation as describe in the over diversification in investment.

Furthermore, the combinations of the stocks in KLSE market index will include the good and bad performing stocks in the market where the average growth of KLSE market index took into consideration of both type of performance. Unlike the usual investment strategy, the selection and choice of stocks remained crucial to address the designation of the portfolio. Therefore, the reason why investors may still be beating the inflation in the economy could be contributed by smart investing strategy through the technical analysis to identify the favourable choice of stocks investment to be included into the portfolio. In other words, the combination of the stocks in a portfolio should be focus and small to generate higher return for the investment rather than over diversification through the high number of stocks within the Malaysian stock market.

Conclusion

The outcome of the research had concluded the objective of the study which is to explore the ability for the portfolio investment in Malaysia to overcome the inflation rate in the Malaysian economy. The simple answer towards the study is not likely with the overall KLSE market index growth not being able to exceed the inflation rate for the past ten years. However, this was also affected by the fact where the stock market is experiencing the bad wave from the major recession during the Covid-19 period which results in negative growth during the year of 2020 to 2022. This had affected the overall growth of the KLSE market index resulting in average of negative return over the ten years' trend. In another assessment, the FD rate appear to be more attractive over the past ten years'; return where the FD may pose lower risk and return but considering the negative economic impact, the study had eventually observed the positive return for the investment. Therefore, the FD rate investment appear to be safer and less prone to the adverse impact from the investment world compared to the stock portfolio investment.

The outcome of the study remained significant to contribute to the knowledge for the academic where the findings had contributed to the newfound knowledge that will reduce in the gap of the literature review. The findings will generate future reference that will be crucial to address relevance scope of study by the future researchers. In addition, the outcome for the study will become great referenrece for the investors to further understand the right investment strategy to overcome the inflation rate for the individuals which identified as the primary reason for

investing. With this, the investment strategy should be focused to invest in small range of stocks for the portfolio to induce greater control and return from the investment.

Declaration

Acknowledgment: None

Funding: None

Conflict of Interest: The authors declare no conflict of interest

Authors Contribution: The author confirms sole responsibility for the following: study conception and design, data collection, analysis and interpretation of results, and manuscript preparation

Data availability: From the author

References

- Antonakakis, N., Gupta, R., & Tiwari, A. K. (2018). Time-varying correlations between trade balance and stock prices in the United States over the period 1792 to 2013. *Journal of Economics and Finance*, 42, pp. 795-806.
- Bonab, A. F. (2017). A review of inflation and economic growth. *Journal of Management and Accounting Studies*, 5(02), pp. 1-4.
- Ezejiolor, R. A., Olise, M. C., & John-Akamelu, R. C. (2017). Comparative analysis on investment decision of telecommunication and banking industries in Nigeria. *Journal of Finance and Economics*, 5(2), pp. 65-75.
- Fainshmidt, S., Witt, M. A., Aguilera, R. V., & Verbeke, A. (2020). The contributions of qualitative comparative analysis (QCA) to international business research. *Journal of International Business Studies*, 51, pp. 455-466.
- Farooq, O., & Ahmed, N. (2018). Does inflation affect sensitivity of investment to stock prices? Evidence from emerging markets. *Finance Research Letters*, 25, pp. 160-164.
- Huawei, T. (2022). Does gross domestic product, inflation, total investment, and exchanges rate matter in natural resources commodity prices volatility. *Resources Policy*, 79, 103013.
- Ichsan, R., Suparmin, S., Yusuf, M., Ismal, R., & Sitompul, S. (2021). Determinant of Sharia Bank's Financial Performance during the Covid-19 Pandemic. *Budapest International Research and Critics Institute-Journal (BIRCI-Journal)*, 4(1), pp. 298-309.
- Jareño, F., Ferrer, R., & Miroslavova, S. (2016). US stock market sensitivity to interest and inflation rates: a quantile regression approach. *Applied Economics*, 48(26), 2469-2481.
- Khan, M. K. (2019). Impact of exchange rate on stock returns in Shenzhen stock exchange: Analysis through ARDL approach. *International Journal of economics and management*, 1(2), pp. 15-26.
- Kwofie, C., & Ansah, R. K. (2018). A study of the effect of inflation and exchange rate on stock market returns in Ghana. *International Journal of Mathematics and Mathematical Sciences*, 2018, pp. 1-8.
- Narayan, P. K., Phan, D. H. B., & Narayan, S. (2018). Technology-investing countries and stock return predictability. *Emerging Markets Review*, 36, pp. 159-179.

- Nkoro, E., & Uko, A. K. (2016). Exchange rate and inflation volatility and stock prices volatility: Evidence from Nigeria, 1986-2012. *Journal of Applied Finance and Banking*, 6(6), pp. 57.
- Piątkowski, M. J. (2020). Results of SME investment activities: A comparative analysis among enterprises using and not using EU subsidies in Poland. *Administrative Sciences*, 10(1), 4.
- Roig-Tierno, N., Gonzalez-Cruz, T. F., & Llopis-Martinez, J. (2017). An overview of qualitative comparative analysis: A bibliometric analysis. *Journal of Innovation & Knowledge*, 2(1), pp. 15-23.
- Salisu, A. A., Akanni, L., & Raheem, I. (2020). The COVID-19 global fear index and the predictability of commodity price returns. *Journal of behavioral and experimental finance*, 27, 100383.
- Salisu, A. A., Sikiru, A. A., & Vo, X. V. (2020). Pandemics and the emerging stock markets. *Borsa Istanbul Review*, 20, pp. 40-48.
- Triyawan, A., Novita, S. A., Ahmad, N., Haris, A., & Hadi, N. A. (2022). Does Investment, Zakat, Infak and Shadaqah and Inflation Influence the Economic Growth?: Evidence from Indonesia. *Iqtishodia: Jurnal Ekonomi Syariah*.
- Tsaurai, K. (2018). Investigating the impact of inflation on foreign direct investment in Southern Africa. *Acta Universitatis Danubius. Œconomica*, 14(4), pp. 597-611.
- Yang, X., & Shafiq, M. N. (2020). The impact of foreign direct investment, capital formation, inflation, money supply and trade openness on economic growth of Asian countries. *iRASD Journal of Economics*, 2(1), pp. 25-34.
- Yeoh, W. W. (2023). To Study Inflation Impact in Malaysia Against the Stock Portfolio Investment in Bursa Malaysia. *Interdisciplinary Social Studies*, 2(6), pp. 2016-2024.
- Yeoh, W.W. (2022). To Study the Ability of the NYSE and NASDAQ Market Performance to Beat the Inflation Rate in US. *Web of Synergy: International Interdisciplinary Research Journal*, 1(1), pp. 28-35.
- Yismaw, T. G. (2019). Effect of inflation on economic growth of Ethiopia. *Journal of Investment and Management*, 8(2), pp. 48-52.